

ISLAND  ESTATE



Tommy Bahama

HOME



I S L A N D  E S T A T E

Tommy Bahama®

HOME

Most of us long for the ability to control the pace of our lives – to choose our surroundings as well as the manner in which we spend our time. In our mind’s eye, each of us has a vivid image of paradise. It’s where nature’s beauty inspires us, the weather is sublime, and every day feels like one long weekend.

At Tommy Bahama Home, we believe that achieving an “island state of mind” should be as easy as walking through your own front door. Crossing the threshold should evoke a change in attitude and outlook – manifesting itself in a lifestyle that moves at an elegant but relaxed pace.

Island Estate is designed to help you create a lifestyle that embodies sophisticated casual living. Let us help you turn the concept of home into paradise found. Refined Caribbean styling is infused with a rich blending of natural materials and textures, and a fresh mix of sun-drenched island colors. Sumptuous upholstered seating features soft flowing lines, intricate carved frames, and signature island fabrics.

Whether your home is surrounded by water, or you simply seek an island state of mind, capture the essence of paradise with Island Estate from Tommy Bahama Home - a relaxed approach to the finer things in life.

Bedroom 6
Dining Room 24
Living Room 42
Upholstery 58
Media Room 76
Home Office 82
Details/Visual Index 86



Woven Abaca



Lampakanai



Coco Shell



Penn Shell

Natural Elements

An authentic interpretation of island lifestyle begins by incorporating a variety of natural materials into the design of the collection. These indigenous elements catch the eye by adding color, character or texture to signature pieces, while providing an elegant complement to the sun-drenched Plantation finish. These are the details that make Tommy Bahama the Original Purveyor of Island Lifestyle.

Woven Abaca: A plant native to the Philippines, Abaca is the strongest natural fiber in the world. Due to its strength, and resistance to salt water, it has been used in ship's rigging since the 16th Century. The rich brown tone is its natural coloration. Abaca can be woven into decorative and intricate patterns. In Island Estate it is featured on the Mangrove and Cruz Bay dining chairs and on several of the upholstered chairs.

Lampakanai: A member of the sea grass family, Lampakanai grows in shallow coastal estuaries and can be braided into strands of rope, or woven into a variety of patterns. It adds character and texture to the design of two items in the collection. The Round Hill Bed showcases a herringbone pattern of woven Lampakanai, and the Key Largo Cocktail Table features a rope pattern under glass. In both cases, the Lampakanai is in its natural color.

Coco Shell: Beneath the husk on the exterior of the coconut is the coco shell. This durable material, when pressed into a flat panel, exhibits a crackled pattern that is unique to each piece. It provides a dramatic and extremely practical surface on both the Samba Game Table and the Raffles Bar Cabinet.

Penn Shell: Young Penn Shell is perhaps the most distinctive natural material used in the collection. The younger shells have the most vibrant coloration – a rich golden tone, with dramatic patterns. The Penn Shell top is showcased in exceptional fashion on the Key Largo End Table.

Woven Rattan: Rattan is the stem or trunk of a climbing variety of palm that can reach lengths of 200 meters. The surface layer of the rattan can be planed to a thickness that allows it to be woven into decorative panels that are used on a number of pieces in the collection. We have used both the traditional "x" pattern weave as well as a striking herringbone pattern.

Shaped Rattan: One of our favorite pieces in the collection is the dramatic Mariana Display Cabinet. It, along with several other Island Estate items, features elegantly shaped rattan using the actual cane poles. When soaked in water, they can be shaped into an arc or radius, adding a distinctive flair to the design.

Decorative Bamboo Veneers: An island lifestyle wouldn't be complete without the incorporation of bamboo, one of the most regenerative tropical plants on earth. We used sliced bamboo in a classic parquet pattern to enhance the design of the Grenadine Dining Table and the Cassava Bistro Table. In the living room, we use crushed bamboo veneer to create an intriguing texture on the top of the Cinnamon Cove Table.

Leather Wrapped Bamboo Posts: Iconic to authentic Caribbean design is the use of leather-bound "bundled bamboo" posts. For Island Estate, we chose a more traditional approach by using carved wood to emulate the bamboo clusters. This technique is more expensive, but results in a sophisticated look that is superior in quality. The carving detail is exceptional, down to the actual growth nodes that would be evident on the bamboo poles.



Woven Rattan



Shaped Rattan



Decorative Bamboo Veneers



Leather Wrapped Bamboo Posts

ISLAND  ESTATE
Tommy Bahama
HOME

Bedroom



On island time, dawn begins when you decide to wake up, and dusk signals the start of a whole new day. Creating a soothing, restful retreat means starting with an exceptional selection of island-inspired beds. Island Estate features three signature looks. The West Indies Bed features both high and low carved bamboo posts and a removable canopy, for a dramatic island flair. We also designed a twin size version to accommodate guest rooms. The Round Hill Panel Bed uses an intricate herringbone pattern of woven Lampakanai in the headboard and footboard that makes a bold statement. The Charlestown Bed offers plantation shutters as the design theme, with a nod toward the British influence in Caribbean styling. Whether your taste favors the traditional or the exotic, Island Estate has a design to compliment your style.





Left:
West Indies Bed,
King

531-164C
81¼W x 87¼L x 63H in.
(Shown top left in low post
position.)

81¼W x 87¼L x 87¼H in.
(Shown bottom left in high post
position with removable, metal
canopy frame.)

Ginger Island
Bedside Chest

531-622
20¼W x 18D x 29H in.

Avalon Chair

1602-11
29½W x 35¼D x 38H in.

Right:
West Indies
Headboard, Twin

531-161HB
41W x 63H in.

Ginger Island
Bedside Chest

531-622



Round Hill Bed, King

531-134C

85W x 92½L x 73¾H in.

Barbados Night Stand

531-623

32W x 20D x 30H in.

Palm Chair

1708-11

31W x 31D x 34H in.



Round Hill Bed, King

531-134C

85W x 92½L x 73½H in.

Barbados Chest

531-221

48W x 23D x 36H in.





Above:
Charlestown Bed, King
531-154C
84 $\frac{3}{4}$ W x 93 $\frac{1}{4}$ L x 74H in.

Plantain Bed Bench
531-536-01
48 $\frac{1}{4}$ W x 19 $\frac{1}{2}$ D x 23 $\frac{3}{4}$ H in.

Martinique Night Stand
531-621
35 $\frac{1}{4}$ W x 20 $\frac{1}{2}$ D x 33 $\frac{1}{4}$ H in.



Left:
Ginger Island Bedside Chest
531-622
20¼W x 18D x 29H in.

Above:
Barbados Night Stand
531-623
32W x 20D x 30H in.



Above:
Martinique Night Stand
531-621
35¼W x 20¼D x 33¼H in.

Right:
Copper Dune Mirror
532-901
42-in. diameter

Barbados Chest
531-221
48W x 23D x 36H in.





Above:
Shoreline Mirror
531-206
40 $\frac{1}{2}$ W x 48 $\frac{1}{2}$ H in.

Martinique Double Dresser
531-222
68 $\frac{1}{2}$ W x 21 $\frac{1}{2}$ D x 44H in.

Right:
Palm Grove Mirror
531-205
47W x 37H in.

Barbados Triple Dresser
531-234
66W x 22D x 41 $\frac{1}{2}$ H in.





St. Kitts Armoire
531-311C
60W x 24D x 86H in.

Plantain Bed Bench
531-536-01
48¼W x 19½D x 23¾H in.

Avalon Chair
1602-11
29½W x 35½D x 38H in.

Right:
Silver Sea Chest
531-329
50W x 23D x 50H in.



Dining Room



We believe that island lifestyle is synonymous with entertaining, and that engaging conversation and great food go hand-in-hand. Island Estate was designed for memorable gatherings – from intimate to all-inclusive. For events on a grand scale, the Grenadine Dining Table accommodates ten in style. For smaller groups, the Cayman Table seats four in the round, or six in the oval configuration. If your guests enjoy mingling over appetizers and mojitos, the Cassava Bistro Table and South Beach Counter Stools were designed especially for you. A distinctive array of Island Estate dining chairs make a statement all their own. The Mangrove and Cruz Bay chairs feature leather-wrapped bamboo frames with woven Abaca backs, while the Ceylon chairs come in four island-inspired colors. Whether your vision of paradise is a matched suite, or a chic mix of the eclectic, Island Estate lends inspiration to the dining experience.





Above:
Grenadine Rectangular Dining Table
 531-877
 72¼W x 44D x 30H in.

Cruz Bay Host Chair
 531-885
 26W x 30D x 46H in.

Mangrove Side Chair
 531-880
 23½W x 23½D x 40½H in.
 Choice seating fabric 677911

Right:
Grenadine Rectangular Dining Table
 531-877

Mangrove Arm Chair
 531-881
 25½W x 23½D x 40½H in.
 Choice seating fabric 473621

Mangrove Side Chair
 531-880
 23½W x 23½D x 40½H in.
 Choice seating fabric 677911

Mariana Display Cabinet
 531-864
 54¼W x 22D x 86H in.





Left:
Cayman Kitchen Table
 531-870
 42-in. diameter x 30H in.

Mangrove Side Chair
 531-880
 23½W x 23¾D x 40¾H in.
 Choice Seating fabric 677911



Below Left:
Cayman Kitchen Table
 531-870
 60W x 42D x 30H in.

Ceylon Side Chair
 531-882-01
 22½W x 23¾D x 40¾H in.

Ceylon Arm Chair
 531-883-01
 24W x 23¾D x 40¾H in.

Antigua Hutch
 531-863
 49½W x 12D x 49¾H in.

Antigua Server
 531-862
 54 x 21D x 38H in.



Right:
Cayman Kitchen Table
 531-870
 60W x 42D x 30H in.

Ceylon Arm Chair
 532-883-447311
 24W x 23¾D x 40¾H in.

Ceylon Side Chair
 532-882-447311
 22½W x 23¾D x 40¾H in.



Above:
Mangrove Side Chair
531-880
23½W x 23½D x 40½H in.
Choice Seating fabric 473621

Mangrove Arm Chair
531-881
25½W x 23½D x 40½H in.
Choice Seating fabric 473621

Right:
Cruz Bay Host Chair
531-885
26W x 30D x 46H in.
Choice Seating fabric 473621





533-882/883 Cilantro Green Finish
Choice Seating fabric 693971



534-882/883 Sangria Red Finish
Choice Seating fabric 678351



531-882/883-01 Plantation Brown Finish



532-882/883-447311 Noche Black Finish

Ceylon Side Chair

-882
22½W x 23¾D x 40¾H in.

Ceylon Arm Chair

-883
24W x 23¾D x 40¾H in.





Cassava Bistro Table

531-873
64W x 38D x 36H in.

South Beach
Swivel Counter Stool

531-815-01
22 $\frac{1}{2}$ W x 20 $\frac{1}{2}$ D x 36H in.





Above:
**South Beach
 Swivel Counter Stool**
 531-815-01
 22¾W x 20½D x 36H in.

South Beach Swivel Bar Stool
 531-816
 22¾W x 20½D x 40H in.
 Choice Seating fabric 678041

Right:
Raffles Bar Cabinet
 531-920
 56W x 30D x 42¼H in.

South Beach Swivel Bar Stool
 531-816
 Choice Seating fabric 678041





Above:
Antigua Server
531-862
54W x 21D x 38H in.



Right:
Antigua Hutch
531-863
49½W x 12D x 49¼H in.

Antigua Server
531-862





Above:
Copper Dune Mirror
 531-901
 42-in. diameter

Rum Beach Chair
 1722-11
 29½W x 37D x 45½H in.

Nassau Sideboard
 531-869
 64W x 23D x 34H in.

Right:
Mariana Display Cabinet
 531-864
 54¾W x 22D x 86H in.

Mangrove Arm Chair
 531-881
 25½W x 23½D x 40½H in.
 Choice Seating fabric 473621



Living Room



Have you ever considered why a great vacation is so relaxing? We think it comes down to two essential elements – an environment that offers us inspiration and permission to unwind, and a personal resolve to slow our usual hectic pace. At Tommy Bahama Home, we believe that each of us has the ability to create a lifestyle environment within our home that satisfies the former. In fact, Island Estate was created for that purpose. The look is elegant and sophisticated, yet casual and cool. Natural materials and elements blend seamlessly with the warm Plantation finish. Upholstered items are dramatic in styling, fresh in coloration and irresistible in their comfort. The ocean may not lie beyond the dunes in your own backyard, but we can help you create an environment in your home that inspires you as though it did.



Below:
Key Largo End Table

531-941
23¼W x 23¼D x 27H in.



Key Largo End Table

Key Largo Cocktail Table

Right:
Key Largo Cocktail Table

531-947C
50¼W x 44D x 20¼H in.

Palm Chair

1708-11
31W x 31D x 34H in.





Above:
West Shore Sofa

7921-33-01
93W x 43D x 37½H in.

Boca Cocktail Table

531-953
48W x 48D x 22H in.

Cinnamon Cove Lamp Table

531-944
24W x 24D x 29H in.



Right:
Boca End Table

531-952
26W x 28D x 27H in.



Above:
West Shore Sofa
7921-33
93W x 43D x 37½H in.

Cliff House Cocktail Table
531-945
54W x 32D x 22H in.



Right:
Cliff House Book Table
531-943
29W x 29D x 28½H in.





Above:
East Cove Trunk
531-955
24½W x 24½D x 26H in.

Rum Beach Chair
1722-11
29½W x 37D x 45½H in.



The top of the East Cove Trunk opens to reveal an aged parchment map on the inside lid, a fully functional file cabinet and a removable, partitioned storage tray.



Right:
Agave Chair
1695-11
30W x 32½D x 36½H in.

Cinnamon Cove
Lamp Table
531-944
24W x 24D x 29H in.





Above:
Cayman Kitchen Table
531-870
42-in. diameter x 30H in.



Right:
Belle Glade Hall Chest
532-974
44W x 19D x 34 $\frac{1}{4}$ H in.



Agave Leather Chair
LL1695-11
30W x 32½D x 36½H in.

Copper Dune Mirror
532-901
42-in. diameter

Belle Glade Hall Chest
534-974
44W x 19D x 34¾H in.





Belle Glade Hall Chest
534-974
44W x 19D x 34½H in.

Samba Game Chair
531-982
26W x 23¼D x 34H in.
Choice Seating fabric 678041

Samba Game Table
531-931
42W x 42D x 30H in.



Upholstery



The legendary success of the Tommy Bahama brand is born of a passion for self-expression. In your home, that individuality is manifested through choices of style and color. Upholstered seating bridges both elements, and is perhaps the best reflection of your taste and lifestyle. It is the eye-catching centerpiece of any great room design. Island Estate upholstery features soft flowing lines, intricate carvings and the signature use of natural materials like Woven Abaca, Wicker and Rattan. Fabrics include an exclusive assortment of island-inspired textures, florals and geometrics in color palettes that are fresh and vibrant. Since comfort begets relaxation, we left nothing to chance in using the finest materials to ensure plush seating. You might just find that your guests overstay their welcome...





Above:
Hamilton Chair
1761-11
41W x 40D x 38½H in.

Hamilton Ottoman
1761-44
31W x 21D x 18½H in.

Nassau Sideboard
531-869
64W x 23D x 34H in.

Right:
Key Largo Cocktail Table
531-947C
50¾W x 44D x 20¾H in.

Rum Beach Chair
1722-11
29¾W x 37D x 45½H in.

Cinnamon Cove Lamp Table
531-944
24W x 24D x 29H in.

Hamilton Sofa
1761-33
88W x 40D x 38½H in.





Left:
Hamilton Sofa
1761-33
88W x 40D x 38½H in.

Key Largo
Cocktail Table
531-947C
50¼W x 44D x 20¾H in.

Key Largo
End Table
531-941
23¼W x 23¼D x 27H in.

Hamilton Chair
1761-11
41W x 40D x 38½H in.

Right:
Hamilton Chair
1761-11

Key Largo
End Table
531-941





Above:
West Shore Sofa
7921-33-01
93W x 43D x 37½H in.

Below:
West Shore Chair
7921-11-01
44½W x 43D x 37½H in.

West Shore Ottoman
7921-44-01
31½W x 24D x 19H in.



Right:
West Shore Sofa
7921-33-01

Boca Cocktail Table
531-953
48W x 48D x 22H in.





Above:
West Shore Chair
7921-11
44½W x 43D x 37½H in.

Copper Dune Mirror
532-901
42-in. diameter

Cliff House Cocktail Table
531-945
54W x 32D x 22H in.

West Shore Sofa
7921-33
93W x 43D x 37½H in.

Cliff House Book Table
531-943
29W x 29D x 28½H in.

Right:
Copper Dune Mirror
532-901

West Shore Chair
7921-11

West Shore Ottoman
7921-44
31½W x 24D x 19H in.



Paradise Cove Sofa

1716-33
80W x 41D x 42H in.

Key Largo Cocktail Table

531-947C
50 $\frac{1}{4}$ W x 44D x 20 $\frac{3}{4}$ H in.





Above:
Rum Beach Chair
1722-11
29½W x 37D x 45½H in.



Right:
Rum Beach Chair
1722-11

East Cove Trunk
531-955
24½W x 24½D x 26H in.





Palm Chair

1708-11
31W x 31D x 34H in.

Key Largo Cocktail Table

531-947C
50½W x 44D x 20½H in.





Above:
Avalon Chair
 1602-11
 29½W x 35½D x 38H in.

Right:
Agave Chair
 1695-11
 30W x 32½D x 36½H in.

Key Largo End Table
 531-941
 23¼W x 23¼D x 27H in.



Agave Chair



Media Room



Even in the most idyllic setting, you can't stay on the beach forever. For those times, Island Estate features an array of media centers and consoles to accommodate all forms of audio and video technology. Realizing that some prefer their electronics exposed and some prefer them elegantly concealed, we offer stylish solutions for both. The Blake Island Entertainment Center is our favorite. A beautiful set of woven rattan bi-fold doors cover the flat panel screen when it's not in use. In the open position, the doors recess perfectly into the sides of the piece, as though they were designed that way – because they were.





Blake Island
Entertainment Hutch

531-918
82¼W x 18¼D x 55H in.

Blake Island
Entertainment Console

531-908
81¼W x 23D x 32½H in.

Cinnamon Cove
Lamp Table

531-944
24W x 24D x 29H in.





Above:
 Nevis Media Hutch
 531-919
 69¾W x 16½D x 48H in.

Nevis Media Console
 531-909
 74¾W x 22D x 28H in.

Agave Chair
 1695-11
 30W x 32½D x 36½H in.



Above Right:
 Nevis Media Console
 531-909

Below right:
 Grand Bank Media Console
 531-907
 52¾W x 22D x 28H in.



Home Office



We know what you're thinking – relaxed island living and home office shouldn't even be used in the same paragraph. Before you pass judgment, we respectfully request you consider the image to the right. We're not talking about a four-walled cubicle. Sometimes an extraordinary ocean view from the sanctuary of an elegantly appointed room is as therapeutic as the feeling of warm sand between your toes on the beach. Whether you're writing, reading or mindlessly surfing the web, vacation time is all about taking a break from routine. Island Estate is all about doing it in style.





Left:
Ocean Point Hutch
 531-906
 40 $\frac{1}{4}$ W x 17D x 52 $\frac{3}{4}$ H in.

Ocean Point File Chest
 531-916
 41 $\frac{1}{2}$ W x 22 $\frac{3}{4}$ D x 23H in.

Mangrove Side Chair
 531-880
 23 $\frac{3}{4}$ W x 23 $\frac{1}{2}$ D x 40 $\frac{1}{2}$ H in.
 Choice Seating fabric 677911

Above:
Fraser Island Desk
 531-933
 70W x 32D x 30 $\frac{1}{2}$ H in.

Mangrove Side Chair
 531-880



Details



PLANTATION BROWN (Series 531)
A lightly- distressed, rich umber finish on maple and selected hardwoods, as well as natural elements including bamboo, woven wicker and rattan.



NOCHE BLACK (Series 532)
An accent finish on the Belle Glade Hall Chest, Ceylon Dining Chairs and the Copper Dune Mirror, featuring a soft-black painted surface, with distressing and rub-through to the warm Plantation finish beneath.





CILANTRO GREEN (Series 533)
An accent finish on the Ceylon Dining Chairs, featuring a soft green painted surface with distressing and rub-through to the warm Plantation finish beneath.



SANGRIA RED (Series 534)
An accent finish on the Belle Glade Hall Chest and the Ceylon Dining Chairs, featuring a soft red painted surface with distressing and rub-through to the warm Plantation finish beneath.

Custom Hardware

The custom-designed hardware for Island Estate features a burnished antique brass finish, and reflects the shapes and natural materials used in the collection.



Dining Chair Fabric

447311 MACADAMIA - Basket weave pattern in golden sand



Dining Table Top Configurations



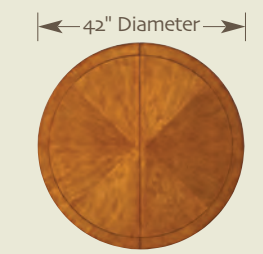
531-877 Grenadine Rectangular Dining Table (shown with no leaves)



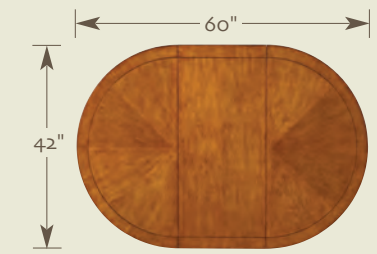
531-877 Grenadine Rectangular Dining Table (shown with (1) 20-in. leaf)



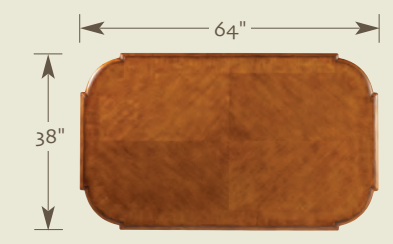
531-877 Grenadine Rectangular Dining Table (shown with (2) 20-in. leaves)



531-870 Cayman Kitchen Table (shown with no leaves)



531-870 Cayman Kitchen Table (shown with (1) 18-in. leaf)



531-873 Cassava Bistro Table

Visual Index

BED ROOM



-133C ROUND HILL BED
5/0 Queen
Headboard 68½W x 72H in.
post 61½H in.
Footboard 68½W x 28H in.
post 34½H in.
Overall length 92½ in.
Floor to side rail 6 in.
Consists of:
-133HB Headboard
-133FB Footboard
-133SR Side Rails/Support System

-134C ROUND HILL BED
6/6 King
Headboard 85W x 73½H in.
post 61½H in.
Footboard 85W x 28H in.
post 34½H in.
Overall length 92½ in.
Floor to side rail 6 in.
Consists of:
-134HB Headboard
-134FB Footboard
-134SR Side Rails/Support System
Shown on pages: 10, 11, 12 and 13

-135C ROUND HILL BED
6/0 California King
Headboard 81W x 73H in.
post 61½H in.
Footboard 81W x 28H in.
post 34½H in.
Overall length 96½ in.
Floor to side rail 6 in.
Consists of:
-135HB Headboard
-135FB Footboard
-135SR Side Rails/Support System



-153C CHARLESTOWN BED
5/0 Queen
Headboard 68½W x 72H in.
post 67½H in.
Footboard 68½W x 26½H in.
post 36H in.
Overall length 93½ in.
Floor to side rail 6½ in.
Consists of:
-153HB Headboard
-153FB Footboard
-153SR Side Rails/Support System

-153HB CHARLESTOWN HEADBOARD
5/0 Queen
Overall size 68½W x 72H in.
post 67½H in.
Metal bed frame required to complete bed; see options.

-154C CHARLESTOWN BED
6/6 King
Headboard 84½W x 74H in.
post 67½H in.
Footboard 84½W x 26½H in.
post 36H in.
Overall length 93½ in.
Floor to side rail 6½ in.
Consists of:
-154HB Headboard
-154FB Footboard
-154SR Side Rails/Support System
Shown on pages: 14 and 15

-154HB CHARLESTOWN HEADBOARD
6/6 King
Overall size 84½W x 74H in.
post 67½H in.
Metal bed frame required to complete bed; see options.



-161HB WEST INDIES HEADBOARD
3/3 Twin
Overall size 41W x 53½H in.
post 63H in.
Metal bed frame required to complete bed; see options.
Shown on page: 9



-163C WEST INDIES BED
5/0 Queen
Posts break for high/low post option; metal canopy frame
Headboard 65½W x 57H in.
post 87½H in high position
post 63H in low position
Footboard 65½W x 21½H in.
post 87½H in high position
post 29½H in low position
Overall length 87½ in.
Floor to side rail 6½ in.
Consists of:
-163HB Headboard
-163FB Footboard
-163SR Side Rails/Canopy Frame/Support System

-164C WEST INDIES BED
6/6 King
Posts break for high/low post option; metal canopy frame
Headboard 81½W x 57H in.
post 87½H in high position
post 63H in low position
Footboard 81½W x 21½H in.
post 87½H in high position
post 29½H in low position
Overall length 87½ in.
Floor to side rail 6½ in.
Consists of:
-164HB Headboard
-164FB Footboard
-164SR Side Rails/Canopy Frame/Support System
Shown on pages: 6, 7 and 8

-165C WEST INDIES BED
6/0 California King
Posts break for high/low post option; metal canopy frame
Headboard 77½W x 57H in.
post 87½H in high position
post 63H in low position
Footboard 77½W x 21½H in.
post 87½H in high position
post 29½H in low position
Overall length 91½ in.
Floor to side rail 6½ in.
Consists of:
-165HB Headboard
-165FB Footboard
-165SR Side Rails/Canopy Frame/Support System
001-767 Deluxe Metal Frame
3/3 Twin, 4/6 Full
001-768 Deluxe Metal Frame
5/0 Queen, 6/6 King,
6/0 California King



-205 PALM GROVE MIRROR
Plate 37W x 27H in.
Overall framed size
47W x 37H in.
Woven cane panels with bamboo border
Can be used vertically or horizontally
Shown on page: 21



-206 SHORELINE MIRROR
Plate 28½W x 36½H in.
1-in. bevel
Overall framed size
40½W x 48½H in.
Can be used vertically or horizontally
Shown on page: 20



-221 BARBADOS CHEST
3 drawers
Overall 48W x 23D x 36H in.
Shown on pages: 13 and 19



-222 MARTINIQUE DOUBLE DRESSER
8 drawers (top two drawers have drop-fronts for media storage; grommets for electrical cords)
Overall 68½W x 21½D x 44H in.
Shown on pages: 6, 7, 8, 9 and 16



-234 BARBADOS TRIPLE DRESSER
13 drawers
Overall 66W x 22D x 41½H in.
Shown on page: 21



-311C ST. KITTS ARMOIRE
Upper section:
2 wraparound doors;
4 drawers; 2 adjustable shelves; removable shirt partitions; slideout back panel; electrical outlet
TV compartment
50W x 16D x 38H in.
Lower section:
2 drawers
Consists of:
-311B Base
56½W x 22½D x 17H in.
-311D Deck
60W x 24D x 69H in.
Overall 60W x 24D x 86H in.
Shown on page: 22



-329 SILVER SEA CHEST
7 drawers (top center drawer felt-lined, removable felt-lined jewelry tray)
Overall 50W x 23D x 50H in.
Shown on page: 23



-621 Martinique Night Stand
1 pullout shelf; 3 drawers
Overall 35½W x 20½D x 33½H in.
Shown on pages: 14 and 18



-622 GINGER ISLAND BEDSIDE CHEST
2 drawers; 2 shelves;
finished back
Overall 20½W x 18D x 29H in.
Shown on pages: 6, 7, 8, 9 and 16



-623 BARBADOS NIGHT STAND
3 drawers
Overall 32W x 20D x 30H in.
Shown on pages: 11 and 17



PLANTAIN BED BENCH
Upholstered seat
Seat 48½W x 18½D x 19½H in.
Arm 21½H in.
Overall 48½W x 19½D x 23½H in.

531-536-01
Available only in standard fabric no. 447311:
Macadamia - basket weave pattern in a golden sand
SOME ASSEMBLY REQUIRED
Shown on pages: 15 and 22

531-536-447311
Available only in standard fabric no. 447311:
Macadamia - basket weave pattern in a golden sand
BENCH SHIPS ASSEMBLED

531-536
Available in Lexington's Choice Seating fabrics, specify 6-digit fabric number.
BENCH SHIPS ASSEMBLED

DINING ROOM



SOUTH BEACH SWIVEL COUNTER STOOL
Seat 18½W x 17½D x 24H in.
Overall 22½W x 20½D x 36H in.
STOOL SHIPS ONE PER CARTON, ASSEMBLED

531-815-01
Available only in standard fabric no. 447311:
Macadamia - basket weave pattern in a golden sand
Shown on pages: 34, 35 and 36

531-815
Available in Lexington's Choice Seating fabrics, specify 6-digit fabric number.



SOUTH BEACH SWIVEL BAR STOOL
Seat 18½W x 17½D x 30H in.
Overall 22½W x 20½D x 40H in.
STOOL SHIPS ONE PER CARTON, ASSEMBLED

531-816-01
Available only in standard fabric no. 447311:
Macadamia - basket weave pattern in a golden sand

531-816
Available in Lexington's Choice Seating fabrics, specify 6-digit fabric number.
Shown in 678041 on pages: 36 and 37



-863 ANTIGUA HUTCH
2 metal framed glass shelves;
decorative metal end panels
Overall 49½W x 12D x 49½H in.
Complements -862 Server
Shown on pages: 28 and 29

-862 ANTIGUA SERVER
2 doors; 2 drawers (felt-lined and divided for silver);
2 adjustable shelves
Overall 54W x 21D x 38H in.
Accommodates -863 Hutch
Shown on page: 28, 28, 38 and 39



-864 MARIANA DISPLAY CABINET
2 glass doors with decorative bamboo fretwork;
6 adjustable glass shelves;
grooved for plates; glass end panels; lighted interior; mirrored back
Overall 54½W x 22D x 86H in.
Shown on page: 24, 25, 27 and 41




-869 NASSAU SIDEBOARD
2 felt-lined drawers; 1 shelf
Overall 64W x 23D x 34H in.
SOME ASSEMBLY REQUIRED
Shown on pages: 40 and 60



-870 CAYMAN KITCHEN TABLE
Bottom of apron to floor 25½ in.
Overall 42-in. diameter x 30H in.
Extends to 60W x 42D in. with (1) 18-in. leaf
SOME ASSEMBLY REQUIRED
Shown on page: 28, 29, 39 and 52



-873 CASSAVA BISTRO TABLE
Sliced bamboo top with bamboo border
Bottom of apron to floor 31½ in.
Overall 64W x 38D x 36H in.
SOME ASSEMBLY REQUIRED
Shown on pages: 34 and 35



-877 GRENADINE RECTANGULAR DINING TABLE
Sliced bamboo top
Bottom of apron to floor 25½ in.
Overall 72½W x 44D x 30H in.
Extends to 112¼ in. with (2) 20-in. leaves
SOME ASSEMBLY REQUIRED
Shown on pages: 24, 25, 26 and 27



MANGROVE SIDE CHAIR
Woven back; upholstered seat
Seat 22W x 18½D x 19¼H in.
Overall 23¼W x 23¼D x 40¼H in.
CHAIR SHIPS TWO PER CARTON, ASSEMBLED

531-880-01
Available only in standard fabric no. 447311: Macadamia - basket weave pattern in a golden sand

531-880
Available in Lexington's Choice Seating fabrics, specify 6-digit fabric number.
Shown in 677911 on pages: 24, 25, 26, 27, 28, 30, 83, 84 and 85



MANGROVE ARM CHAIR
Woven back; upholstered seat
Seat 22W x 18½D x 19¼H in.
Arm 25H in.
Overall 25¼W x 23¼D x 40¼H in.
CHAIR SHIPS TWO PER CARTON, ASSEMBLED

531-881-01
Available only in standard fabric no. 447311: Macadamia - basket weave pattern in a golden sand

531-881
Available in Lexington's Choice Seating fabrics, specify 6-digit fabric number.
Shown on pages: 27, 30 and 41



CEYLON SIDE CHAIR
Rattan frame; upholstered seat
Seat 22¼W x 19½D x 19H
Overall 22¼W x 23¼D x 40¼H in.
CHAIR SHIPS TWO PER CARTON, ASSEMBLED

531-882-01 Plantation finish, pages: 28 and 32
532-882-447311 Noche Black finish, pages: 29 and 32
533-882-447311 Cilantro Green finish
534-882-447311 Sangria Red finish
Available only in standard fabric no. 447311: Macadamia - basket weave pattern in a golden sand

-882
Available in Lexington's Choice Seating fabrics, specify 6-digit fabric number.

531-882 Plantation finish
532-882 Noche Black finish
533-882 Cilantro Green finish, page: 32
534-882 Sangria Red finish, page: 32



CEYLON ARM CHAIR
Rattan frame; upholstered seat
Seat 22¼W x 19½D x 19H in.
Arm 25H in.
Overall 24W x 23¼D x 40¼H in.
CHAIR SHIPS TWO PER CARTON, ASSEMBLED

531-883-01 Plantation finish, pages: 28, 32 and 33
532-883-447311 Noche Black finish, pages: 29, 32, and 33
533-883-447311 Cilantro Green finish
534-883-447311 Sangria finish
Available only in standard fabric no. 447311: Macadamia - basket weave pattern in a golden sand

-883
Also available in Lexington's Choice Seating fabrics, specify 6-digit fabric number.
531-883 Plantation finish
532-883 Noche Black finish
533-883 Cilantro Green finish, pages: 32 and 33
534-883 Sangria Red finish, pages: 32 and 33



CRUZ BAY HOST CHAIR
Woven back; upholstered seat
Seat 23¼W x 20¼D x 19¼H in.
Overall 26W x 30D x 46H in.
CHAIR SHIPS ONE PER CARTON, ASSEMBLED

531-885-01
Available only in standard fabric no. 447311: Macadamia - basket weave pattern in a golden sand

531-885
Available in Lexington's Choice Seating fabrics, specify 6-digit fabric number.
Shown on pages: 25, 26 and 31

LIVING ROOM



531-901 COPPER DUNE MIRROR
Cast resin frame
Plate 29-in. diameter; 1-in. bevel
Overall framed size 42-in. diameter
Shown in 531 Plantation finish on page: 40

Also available in 532-901 Noche Black finish
Shown on pages: 19, 55, 66 and 67



-920 RAFFLES BAR CABINET
Cracked cocoa shell top; 1 door; 2 drawers; 2 adjustable shelves; wine rack
Overall 56W x 30D x 42¼H in.
Shown on page: 37



-931 SAMBA GAME TABLE
Cracked cocoa shell top; 4 felt-lined drawers; metal stretcher
Overall 42W x 42D x 30H in.
SOME ASSEMBLY REQUIRED
Shown on page: 57



-941 KEY LARGO END TABLE
Stationary tray top with cracked penn shell bottom; rattan base with leather binding, metal accents
Overall 23¼W x 23¼D x 27H in.
Shown on pages: 43, 44, 59, 62, 63 and 74




-943 CLIFF HOUSE BOOK TABLE
1 adjustable shelf; pierced lattice side panels
Overall 29W x 29D x 28½H in.
Shown on pages: 49 and 66



-944 CINNAMON COVE LAMP TABLE
Crushed bamboo top; rattan base; 1 drawer
Overall 24W x 24D x 29H in.
SOME ASSEMBLY REQUIRED
Shown on pages: 46, 51, 58, 61, 76, 78 and 79



-945 CLIFF HOUSE COCKTAIL TABLE
Pierced lattice panels
Overall 54W x 32D x 22H in.
Shown on pages: 48, 49 and 66



-947C KEY LARGO COCKTAIL TABLE
Glass top over woven lampakanai; rattan base with leather binding
Overall 50¼W x 44D x 20¼H in.
Consists of:
-947 Key Largo Cocktail Table 38¼W x 33D x 20¼H in.
-947GT Glass top 50¼W x 44D x ¾-in. thick
Shown on pages: 42, 43, 44, 58, 61, 62, 69, 72 and 73



-952 BOCA END TABLE
1 drawer; 1 shelf
Overall 26W x 28D x 27H in.
SOME ASSEMBLY REQUIRED
Shown on page: 47



-953 BOCA COCKTAIL TABLE
4 drawers
Overall 48W x 48D x 22H in.
SOME ASSEMBLY REQUIRED
Shown on pages: 46, 64 and 76



-955 EAST COVE TRUNK
Woven body with leather strapping; lift lid for access to legal/letter size files; removable partitioned storage tray; printed map interior
Overall 24¼W x 24¼D x 26H in.
Shown on pages: 50 and 71



532-974 BELLE GLADE HALL CHEST
3 drawers
Overall 44W x 19D x 34¼H in.
Shown in Noche Black on page: 53



534-974 BELLE GLADE HALL CHEST
Shown in Sangria Red on pages: 54, 55, 56 and 57



SAMBA GAME CHAIR
Casters; upholstered seat
Seat 20W x 18½D x 19¼H in.
Arm 25¼H in.
Overall 26W x 23¼D x 34H in.
CHAIR SHIPS ONE PER CARTON, ASSEMBLED

531-982-01
Available only in standard fabric no. 447311: Macadamia - basket weave pattern in a golden sand

531-982
Available in Lexington's Choice Seating fabrics, specify 6-digit fabric number.
Shown on pages: 56 and 57

MEDIA ROOM



-907 GRAND BANK MEDIA CONSOLE
2 sliding doors with pierced lattice panels; 2 adjustable shelves; slideout back panel
Overall 52¼W x 22D x 28H in.
Shown on page: 81



-909 NEVIS MEDIA CONSOLE
2 sliding doors with pierced lattice panels; 2 adjustable shelves; slideout back panel
Overall 74¼W x 22D x 28H in.
Accommodates -919 Media Hutch
Shown on pages: 80 and 81

-918 BLAKE ISLAND ENTERTAINMENT HUTCH
2 bi-fold doors; 4 adjustable shelves
TV compartment 45¼W x 10D x 45¼H in.
Overall 82¼W x 18¼D x 55H in.
Complements -908 Entertainment Console
Shown on pages: 77, 78 and 7



-908 BLAKE ISLAND ENTERTAINMENT CONSOLE
Left and right facing doors; interchangeable woven/speaker cloth panels; 2 adjustable shelves behind each door; ventilated back
Center doors: Glass panels; 2 adjustable glass shelves; ventilated back
Overall 81¼W x 23D x 32¼H in.
Accommodates -918 Entertainment Hutch
Shown on pages: 77, 78 and 79



-919 NEVIS MEDIA HUTCH
3 shelves (2 adjustable)
Overall 69¼W x 16¼D x 48H in.
Complements -909 Media Console
Shown on page: 80



-909 NEVIS MEDIA CONSOLE
2 sliding doors with pierced lattice panels; 2 adjustable shelves; slideout back panel
Overall 74¼W x 22D x 28H in.
Accommodates -919 Media Hutch
Shown on pages: 80 and 81

HOME OFFICE



-906 OCEAN POINT HUTCH
4 shelves; woven back; pierced lattice end panels
Overall 40¼W x 17D x 52¼H in.
Complements -916 File Chest
Shown on pages: 82 and 84

-916 OCEAN POINT FILE CHEST
2 full extension file drawers (will accommodate legal/letter files)
Overall 41¼W x 22¼D x 23H in.
Accommodates -906 Hutch
Shown on pages: 82, 84 and 85



-933 FRASER ISLAND DESK
Left side facing: 1 file drawer will accommodate legal/letter size files; 1 shelf
Center: drop front keyboard drawer
Knee space 26½W x 24½H in.
Right side facing: 2 drawers; 1 shelf
Overall 70W x 32D x 30½H in.
SOME ASSEMBLY REQUIRED
Shown on pages: 82 and 85



1761-11 HAMILTON CHAIR
Overall 41W x 40D x 38½H in.
Seat 19H in., Arm 28H in.
Inside 25W x 24D in.
Standard Seat Cushion Ultra Down
Standard Back Cushion Blend Down
Standard Feature One 18" Throw Pillow
Standard Finish Available Only As Shown
Shown in 4737-71 Gr. 3, Contrast Welt on Seat and Back Cushion in 4494-71 Gr. 2, one 18" Throw Pillow in 6939-71 Gr. 6, finish Available Only As Shown on pages: 60 and 61

UPHOLSTERY



1761-33 HAMILTON SOFA
Overall 88W x 40D x 38½H in.
Seat 19H in., Arm 28H in.
Inside 73½W x 24D in.
Standard Seat Cushion Ultra Down
Standard Back Cushion Blend Down
Standard Features Two 20" Throw Pillows, two 18" Throw Pillows
Standard Finish Available Only As Shown
Shown in 6939-71 Gr. 6, two 20" Throw Pillows in 6944-51 Gr. 4, two 18" Throw Pillows in 6939-71 Gr. 6, finish Available Only As Shown on pages: 58, 59 and 61

Shown in 3271-61 Gr. 4, Contrast Welt on Seat and Back Cushions in 4738-21 Gr. 3, two 20" Throw Pillows - One Side in 3271-61 Gr. 4 / One Side in 4738-21 Gr. 3 with Welt 4738-21 Gr. 3, two 18" Throw Pillows - One Side in 3271-61 Gr. 4 / One Side in 4738-21 Gr. 3 with Welt 4738-21 Gr. 3, finish Available Only As Shown on pages: 42, 43 and 62

Shown in 3271-61 Gr. 4, Contrast Welt on Seat and Back Cushion in 4738-21 Gr. 3, one 18" Throw Pillow - One Side in 3271-61 Gr. 4 / One Side in 4738-21 Gr. 3 with Welt 4738-21 Gr. 3, finish Available Only As Shown on pages: 43, 62 and 63

1761-44 HAMILTON OTTOMAN
Overall 31W x 21D x 18½H in.
Standard Seat Cushion Ultra Down
Shown in 4737-71 Gr. 3, Contrast Welt on Seat Cushion in 4738-21 Gr. 3, finish Available Only As Shown on pages: 60 and 61



1722-11 RUM BEACH CHAIR
Overall 29½W x 37D x 45½H in.
Seat 19H in., Arm 27½H in.
Inside 23½W x 20D in.
Standard Seat Cushion Ultra Down
Standard Back Cushion Blend Down
Standard Finish Available Only As Shown
Shown in 6944-51 Gr. 4 on pages: 58, 61 and 70

Shown in 6943-41 Gr. 4, Contrast Welt on Seat and Back cushion in 4699-11 Gr. 3, finish Available Only As Shown on pages: 40, 50 and 71



7921-33-01 WEST SHORE SOFA
Overall 93W x 43D x 37½H in.
Seat 19½H in., Arm 26½H in.
Inside 74W x 23D in.
Standard Seat Cushion Ultra Down
Standard Back Cushion Blend Down
Standard Features Two 20" Throw Pillows, two 18" Throw Pillows
Standard Finish Available Only As Shown
Shown in Quick Ship fabrics and finish on pages: 46, 47, 64, 65 and 76

Also Available:
7921-33 WEST SHORE SOFA



7921-11-01 WEST SHORE CHAIR
Overall 44½W x 43D x 37½H in.
Seat 19½H in., Arm 26½H in.
Inside 25W x 23D in.
Standard Seat Cushion Ultra Down
Standard Back Cushion Blend Down
Standard Feature One 18" Throw Pillow
Standard Finish Available Only As Shown
Shown in Quick Ship fabrics and finish on page: 64

7921-44-01 WEST SHORE OTTOMAN
Overall 31½W x 24D x 19H in.
Standard Seat Cushion Ultra Down
Standard Finish Available Only As Shown
Shown in Quick Ship fabrics and finish on page: 64

Also Available:
7921-11 WEST SHORE CHAIR
7921-44 WEST SHORE OTTOMAN



7921-33 WEST SHORE SOFA
Overall 93W x 43D x 37½H in.
Seat 19½H in., Arm 26½H in.
Inside 74W x 23D in.
Standard Seat Cushion Ultra Down
Standard Back Cushion Blend Down
Standard Features Two 20" Throw Pillows, two 18" Throw Pillows
Standard Finish Plantation
Shown in 4729-41 Gr. 2, two 20" Throw Pillows in 3272-61 Gr. 3, two 18" Throw Pillows in 5598-61 Gr. 3, finish Plantation on pages: 48, 49 and 66

Also Available:
7921-33-01 WEST SHORE SOFA



7921-11 WEST SHORE CHAIR
Overall 44½W x 43D x 37½H in.
Seat 19½H in., Arm 26½H in.
Inside 25W x 23D in.
Standard Seat Cushion Ultra Down
Standard Back Cushion Blend Down
Standard Feature One 18" Throw Pillow
Standard Finish Plantation
Shown in 3272-61 Gr. 3, one 18" Throw Pillow in 3272-61 Gr. 3, finish Plantation on pages: 66 and 67

7921-44 WEST SHORE OTTOMAN
Overall 31½W x 24D x 19H in.
Standard Seat Cushion Ultra Down
Standard Finish Plantation
Shown in 3272-61 Gr. 3, finish Plantation on page: 67

Also Available:
7921-11-01 WEST SHORE CHAIR
7921-44-01 WEST SHORE OTTOMAN



1716-33 PARADISE COVE SOFA
Overall 80W x 41D x 42H in.
Seat 22H in., Arm 31H in.
Inside 75W x 32H in.
Standard Seat Cushion Ultra Down
Standard Features Two 24" Throw Pillows, four 22" Throw Pillows, one 20" Throw Pillow
Standard Finish Available Only As Shown
Shown in 4737-71 Gr. 3, Contrast Welt on Seat Cushion in 4742-71 Gr. 1, two 24" Throw Pillows in 5598-21 Gr. 3 with Cord 787-21, two 22" Throw Pillows in 3272-71 Gr. 3 with Cord 787-21, one 20" Throw Pillow in 3272-71 Gr. 3 with Cord 787-21, finish Available Only As Shown on page: 68



1602-11 AVALON CHAIR
Overall 29½W x 35½D x 38H in.
Seat 18H in., Arm 27H in.
Inside 21½W x 20D in.
Standard Seat Cushion Ultra Down
Standard Back Cushion Blend Down
Standard Finish Available Only As Shown
Shown in 4699-11 Gr. 3, Contrast Welt on Seat Cushion in 4738-21 Gr. 3, Contrast Back Cushion in 6948-21 Gr. 6, Contrast Welt on Back Cushion in 4738-21 Gr. 3, finish Available Only As Shown on page: 74

Shown in 5598-21 Gr. 3, Decorative Cord All Over (in lieu of welt) in 787-21, finish Available Only As Shown on pages: 7, 8 and 22



1695-11 AGAVE CHAIR
Overall 30W x 32½D x 36½H in.
Seat 19H in., Arm 26H in.
Inside 22½W x 22D in.
Standard Seat Cushion Ultra Down
Standard Back Cushion Tight Standard Finish
Available Only As Shown
Shown in 3271-61 Gr. 4, Contrast Body Welt in 4738-21 Gr. 3, finish Available Only As Shown on pages: 51 and 80

Shown in 4737-71 Gr. 3, Contrast Inside Back in 6947-71 Gr. 7, Contrast Body Welt in 4742-71 Gr. 1, finish Available Only As Shown on page: 75

Also Available:
LL1695-11 AGAVE LEATHER CHAIR
Overall 30W x 32½D x 36½H in.
Seat 19H in., Arm 26H in.
Inside 22½W x 22D in.
Standard Seat Cushion Ultra Down
Standard Back Cushion Tight Standard Finish
Available Only As Shown
Shown in 9499-71 Gr. 6, finish Available Only As Shown on pages: 54 and 55



1708-11 PALM CHAIR
Overall 31W x 31D x 34H in.
Seat 17½H in., Arm 28H in.
Inside 26W x 19D in.
Standard Seat Cushion Ultra Down
Standard Back Cushion Blend Down
Standard Feature One 18" Throw Pillow
Standard Finish Available Only As Shown
Shown in 6931-21 Gr. 4, one 18" Throw Pillow in 4722-11 Gr. 2 with Welt 4268-21 Gr. 4, finish Available Only As Shown on pages: 2, 10, 44, 45, 72 and 73

CARING FOR YOUR FURNITURE

WOOD

- Avoid prolonged exposure to direct sunlight.
- Do not leave plastic or rubber materials on wood surfaces.
- Wipe up spills immediately.
- Clean with a reliable non-silicone furniture polish - always rub with the grain.
- Avoid common hazards such as hot dishes - use a protective pad.
- Avoid harsh solvents - nail polish remover, alcohol, and abrasives.

ANTIQUED BRASS AND METAL

- Maintain with regular dusting.
- Wipe up spills immediately.
- Clean with mild soap and water, dry thoroughly do not use a brass cleaner, it will damage the lacquer.

WICKER

- Vacuum gently or brush with a soft bristle brush.
- Clean acrylic fabrics with mild soap and water.
- Fluff cushions periodically to maintain original fullness.

LEATHER CHARACTERISTICS

Luxury, durability and comfort are inherent qualities of fine leather furniture. Lexington Home Brands has made every effort to ensure that we offer the best selection of premium leathers available in the marketplace today.

Differences in types of hides, tanning methods and finishes mean wide variations in characteristics. Unique to genuine leather are the natural features acquired as the animal develops, including neck wrinkles, scars, scratches, insect bites, stretch marks, grain, backbone markings and color nuances. These variations are not flaws, but features which enhance the natural beauty and character of leather, and will not affect durability and strength. Please remember that no two hides are alike, therefore color and texture may vary and exact matches are not always possible.

While leather is the most durable of furniture covers, it still requires routine maintenance and cleaning. To prevent drying and fading, keep leather furniture away from direct sunlight and avoid close proximity to heating sources. Regular dusting with a clean white cloth is recommended on a weekly basis. Keep in mind that leather is not

indestructible - it can be scratched, cut and marked with sharp objects just as fabric. For more information on recommended products to care for and enhance the longevity of your furniture please see your authorized Lexington Home Brands dealer.

UPHOLSTERY

See the Lexington Upholstery and Leather Catalog for more information on cleaning and care for your product. Available from your retailer, by visiting lexington.com or by phoning 336.474.5300, ext. 2. For current fabric information, see your Lexington Upholstery dealer.

CAUTION

Never remove cushion covers, excludes Slipcovers, for separate dry-cleaning or washing, even though they do have zippers. Do not use bleach or any tumble method cleaning service as this may destroy the backing of the fabric or shrink or otherwise damage the upholstery fabric.

CONSTRUCTION NOTE:

In order to provide our customers with the best possible quality and/or value, this collection includes items or components produced outside the United States. All Lexington furniture is produced to Lexington design and material specifications and crafted to meet the highest quality standards.

NOTE TO FURNITURE RETAILER

Possession of this catalog does not necessarily constitute authority to purchase and the furnishing of this catalog does not constitute an offer by the Company to sell any of the items contained herein. Lexington Home Brands (LHB) reserves the right to alter specifications or discontinue items at any time without advance notice. All price lists and catalogs remain the property of LHB, and may not be copied or in any way duplicated without the express written consent of LHB, and must be returned, or made available, without cost, to LHB promptly should our relationship be terminated by either party. Failure to observe this restriction may result in the termination of LHB's relationship with the dealer or legal action or both.





ISLAND  ESTATE

Tommy Bahama

HOME

I S L A N D  E S T A T E



Tommy Bahama®

HOME

To purchase a Tommy Bahama Home Island Estate catalog,
or locate a retailer in your area,
call 336.474.5444 or visit tbfurniture.com.

9802-531c