


# Bali Hai



*Tommy Bahama*  
HOME






# Bali Hai

At Tommy Bahama Home, we believe the cure for today's hectic pace lies in creating a lifestyle at home that evokes the essence of relaxed destination living. Our refined home furnishings feature unique natural materials, rich hand finishes, custom hardware and inviting upholstered seating in fresh island colors.

Bali Hai infuses the beauty of British West Indies styling with eclectic Polynesian influences, showcasing elements like woven raffia, rattan, crushed bamboo, penn shell and leather-wrapped bamboo. Crafted in Maple and Cherry, the Caribbean Sunset finish has a warm brown patina with a soft luster, highlighted by custom hardware in an aged brass finish.

Your home is both a sanctuary and a canvas for creative self-expression.

We are passionate about designing home furnishings that captivate and inspire, while creating a restful retreat. Bali Hai was created for those of us looking to celebrate long weekends, quiet walks on the beach and vacations we wish would never end.



*Tommy Bahama*  
HOME

bedroom 4   dining room 18   living room 34   details 68



## Bedroom

The Island Breeze bed offers elegant styling with a design featuring leather wrapped bent rattan on the headboard and footboard and woven raffia panels framed by bamboo carvings on the side rails. The sophistication of the design evokes the look of extravagant resort living. Who wouldn't want to come home to that level of luxury?

593-621  
Sojourn Nightstand  
32W x 20D x 32.5H in.

593-134C  
Island Breeze Rattan Bed, King  
82W x 88L x 61.5H in.







*The Island Breeze bed is also offered as a headboard only. The twin version is shown here accompanied by the petite Del Sol bedside table and the Echo Beach bench. For youth or adult bedrooms, this configuration is both elegant in style and functional in scale.*

**593-131HB**  
**Island Breeze Rattan Headboard, Twin**  
 45W x 56.5H in.

**1017-18**  
**Bali Hai Throw Pillow**  
 18W x 18H in.

**1206-44 Echo Beach Bench**  
 32W x 21.5D x 23H in.

**593-622**  
**Del Sol Bedside Table**  
 19.5W x 19.5D x 29H in.







*The Orchid Bay bed features an upholstered headboard, footboard and side rails. The reeded bed posts are capped with carved artichoke finials.*

**593-624**  
**Silver Sands**  
**Bachelor's Chest**  
44.75W x 23.25D x 36H in.

**593-144C**  
**Orchid Bay**  
**Upholstered Panel Bed,**  
**King**  
82.25W x 89.5L x 63H in.

**1013-18**  
**Bali Hai Throw Pillow**  
18W x 18H in.

**1017-18**  
**Bali Hai Throw Pillow**  
18W x 18H in.

**1206-44**  
**Echo Beach Bench**  
32W x 21.5D x 23H in.

**7212-11**  
**Koko Chair**  
30.5W x 38D x 36H in.





Bali Hai offers three nightstand options. The smallest is the 20-inch wide Del Sol on page 7. The standard 32-inch wide version is the Sojourn, shown below with beautiful woven raffia fronts. The large nightstand is the 45-inch wide Silver Sands chest, shown on the opposite page, which features a soft convex shape to the front and braided molding around the top.



**593-621**  
**Sojourn Nightstand**  
 32W x 20D x 32.5H in.

Opposite:  
**593-624**  
**Silver Sands Bachelor's Chest**  
 44.75W x 23.25D x 36H in.



There are two dresser options in Bali Hai. The 62-inch Breakers dresser, shown right, has nine drawers. The top center drawer offers a drop-front for access to electronics. The 68-inch Costa Sera dresser on page 14 features the same drawer configuration, but with additional storage space.



**1206-44**  
**Echo Beach Bench**  
 32W x 21.5D x 23H in.

**593-205**  
**Sunrise Landscape Mirror**  
 50.75W x 39.25H in.

**593-222**  
**Breakers Double Dresser**  
 62W x 21D x 42.5H in.







**593-206**  
**Seabrook Landscape Mirror**  
 50.5W x 38.5H in.

*Opposite:*  
**593-307**  
**Tobago Drawer Chest**  
 42W x 21D x 58.25H in.

**593-234**  
**Costa Sera Triple Dresser**  
 68W x 21D x 41.25H in.

**1722-11**  
**Rum Beach Chair**  
 29.5W x 37D x 45.5H in.

**1017-18**  
**Bali Hai Throw Pillow**  
 18W x 18H in.







*The Balencia gentleman's chest is a handsome design, offering generous storage, with nine drawers, and two adjustable shelves behind the left and right doors.*



**593-329 Balencia Gentleman's Chest**

54W x 21D x 54H in.

**1774-11 Harborside Chair**

34.5W x 38D x 34H in.

**1774-44 Harborside Ottoman**

30W x 21.5D x 19H in.



## Dining Room

Entertaining on a grand scale begins with making a statement. The Fisher Island table expands to 112-inches with two 20-inch leaves. Shown here with the Cedar Key side chairs and Marabella host and hostess chairs, the look offers its own invitation for a gathering of family and friends.

**593-885**  
**Marabella Upholstered Arm Chair**  
25.75W x 29D x 43H in.

**593-886**  
**Cedar Key Oval Back Side Chair**  
20.5W x 25.25D x 40.75H in.

**593-876C**  
**Fisher Island Rectangular Dining Table**  
112W x 44D x 30H in.

*Shown with (2) 20-in. leaves*







*The Cedar Key dining chairs are offered in two configurations - an open back design as well as a version featuring an upholstered inside back that still showcases the elegant leather wrapped rattan design on the outside back. The chairs are standard in the Sailcloth fabric as the -01. They are also offered in the signature Twin Palms fabric as the -02 version. The chairs are available in custom fabrics as well.*

*Above Left:*

**593-886-01**  
**Cedar Key Oval Back Side Chair**  
20.5W x 25.25D x 40.75H in.

**593-887-01**  
**Cedar Key Oval Back Arm Chair**  
25.5W x 25.25D x 40.75H in.

**593-876C**  
**Fisher Island Rectangular Dining Table**  
72W x 44D x 30H in.

*Below Left and Opposite:*

**593-881-02**  
**Gulfstream Oval Back Arm Chair**  
25.5W x 25.25D x 40.75H in.

**593-880-01**  
**Gulfstream Oval Back Side Chair**  
20.5W x 25.25D x 40.75H in.

**593-876C**  
**Fisher Island Rectangular Dining Table**  
72W x 44D x 30H in.

*The 72-inch Fisher Island dining table is offered with two 20-inch leaves, extending the table to 112-inches, comfortably accommodating eight.*







**593-880-01**  
**Gulfstream Oval Back Side Chair**  
 20.5W x 25.25D x 40.75H in.

**593-881-01**  
**Gulfstream Oval Back Arm Chair**  
 25.5W x 25.25D x 40.75H in.

**593-876C**  
**Fisher Island Rectangular Dining Table**  
 72W x 44D x 30H in.

**593-881-02**  
**Gulfstream Oval Back Arm Chair**  
 25.5W x 25.25D x 40.75H in.

**593-880-01**  
**Gulfstream Oval Back Side Chair**  
 20.5W x 25.25D x 40.75H in.

**593-870**  
**Aruba Dining Table Base**  
 21.5 diameter x 29H in.  
 (Two Shown)

**001-084GT**  
**Rectangular Glass Top**  
 84W x 48D x .75 inch thick



Bali Hai offers bases in two sizes that accommodate glass tops. Shown here is the larger 26.5-inch diameter Latitude base that will accommodate a 54-inch or 60-inch glass top. The smaller 21.5-inch Aruba base is shown on pages 23 and 27.



Above:  
**593-882-01**  
**St. Barts Splat Back Side Chair**  
 20W x 25.5D x 42H in.

**593-883-01**  
**St. Barts Splat Back Arm Chair**  
 22.5W x 25.5D x 42H in.

**001-048GT Round Glass Top**  
 48 diameter x .75 inch thick

**593-870 Aruba Dining Table Base**  
 21.5 diameter x 29H in.

Opposite:  
**593-882**  
**St. Barts Splat Back Side Chair**  
 20W x 25.5D x 42H in.

**001-054GT Round Glass Top**  
 54 diameter x .75 inch thick

**593-875 Latitude Dining Table Base**  
 26.5 diameter x 29.25H in.







*Shown at the right is the 21.5-inch Aruba dining table base, which will accommodate a 36-inch or 48-inch glass top. The 36-inch version is ideal for use as a center table. As shown on page 23, a pair of Aruba bases may also be used with an 84-inch rectangular glass top that comfortably accommodates dining for six.*

*Left:*  
**593-884**  
**Marabella**  
**Upholstered Side Chair**  
25.75W x 29D x 43H in.

**593-885**  
**Marabella**  
**Upholstered Arm Chair**  
25.75W x 29D x 43H in.

*Bottom Left:*  
**593-884-01**  
**Marabella**  
**Upholstered Side Chair**  
25.75W x 29D x 43H in.

**593-885-01**  
**Marabella**  
**Upholstered Arm Chair**  
25.75W x 29D x 43H in.

*Opposite:*  
**593-880-02**  
**Gulfstream**  
**Oval Back Side Chair**  
20.5W x 25.25D x 40.75H in.

**001-048GT**  
**Round Glass Top**  
48 diameter x .75 inch thick

**593-870**  
**Aruba Dining**  
**Table Base**  
21.5 diameter x 29H in.





*The Kamala Bay bar and counter stools showcase extraordinary detailing, with rattan wrapping covering the frame, a herringbone pattern of woven rattan on the outside back and an interlaced pattern of woven rattan on the inside back.*



**593-816-01**  
**Kamala Bay Swivel Bar Stool**  
22.25W x 22.5D x 43.75H in.

**593-815-01**  
**Kamala Bay Swivel Counter Stool**  
22.25W x 22.5D x 37.75H in.







The Oyster Reef sideboard is a signature piece in the collection, with a breakfront profile, raffia drawer fronts, and sweeping saber legs with leather wrapped bamboo carvings. The top features 3 glass inserts, and there are 3 adjustable glass shelves in the middle section. The Seabrook mirror, with its pierced palm frond motif complements the look beautifully.



Left:  
**593-205**  
**Sunrise Landscape Mirror**  
 50.75W x 39.25H in.

Above:  
**593-206**  
**Seabrook Landscape Mirror**  
 50.5W x 38.5H in.

**593-852 Trident Buffet**  
 72.75W x 22.5D x 38.25H in.

**593-869 Oyster Reef Sideboard**  
 70W x 22D x 38H in.





*The Veranda bar cart blends function with exceptional detail. The handles are wrapped in rattan, and the upper and lower shelves are made of Cocoa shell veneer under a protective coating. The metal ferrules and casters are finished in antique brass.*



**593-862**  
**Veranda Bar Cart**  
40W x 20.25D x 37.5H in.



## Living Room

Relaxed island style blends color, texture and materials to create a comfortable and inviting room. The dark woven rattan on the Harborside sofa offers a rich contrast to the white cushions and colorful throw pillows. The Capri cocktail table complements the look with a unique double stretcher design in leather wrapped rattan.

**1774-33**  
**Harborside Sofa**  
85.5W x 38D x 34H in.

**1016-21**  
**Bali Hai Kidney Pillow**  
22W x 12H in.

**593-953**  
**Hibiscus Round Accent Table**  
18 diameter x 24H in.

**593-947**  
**Capri Square Cocktail Table**  
42.25W x 42.25D x 19H in.

**593-952**  
**Mariner Storage End Table**  
26W x 28D x 24.5H in.







Opposite:  
**593-952**  
**Mariner Storage End Table**  
 26W x 28D x 24.5H in.

Above Top:  
**1774-33**  
**Harborside Sofa**  
 85.5W x 38D x 34H in.

Above Left:  
**1785-11**  
**Glen Isle Chair**  
 32W x 31D x 34H in.

Above Right:  
**1667-11AA**  
**San Carlos Chair**  
 31W x 36.5D x 37H in.



*Island style is celebrated for its use of pattern and color to create energy. Here, the contemporary animal skin pattern on the chairs and window treatments is interpreted in vibrant turquoise and cream. The crisp neutral body cloth on the flanking sofas serves to highlight the rich mango coloration introduced on decorative throw pillows.*

**1774-33**  
**Harborside Sofa**  
85.5W x 38D x 34H in.

**1766-11**  
**Island Paradise Chair**  
30.5W x 33.5D x 37H in.

**593-947**  
**Capri Square**  
**Cocktail Table**  
42.25W x 42.25D x 19H in.







**1774-33**  
**Harborside Sofa**  
 85.5W x 38D x 34H in.

*Opposite:*  
**1766-11 Island Paradise Chair**  
 30.5W x 33.5D x 37H in.

**593-953**  
**Hibiscus Round Accent Table**  
 18 diameter x 24H in.







**1766-11**  
**Island Paradise Chair**  
 30.5W x 33.5D x 37H in.

**1013-18**  
**Bali Hai Throw Pillow**  
 18W x 18H in.

**593-953**  
**Hibiscus Round Accent Table**  
 18 diameter x 24H in.

*Opposite:*  
**1722-11**  
**Rum Beach Chair**  
 29.5W x 37D x 45.5H in.

**1017-18**  
**Bali Hai Throw Pillow**  
 18W x 18H in.





*The Flamingo octagonal end table has a penn shell top that has been stained emerald green and surrounded by finials finished in antique brass. The eight sides are made of crushed bamboo veneer, and the stationary shelf below features leather wrapped bamboo slats. This unique piece functions as an eye-catching chairside table or end table.*




**1695-11  
Agave Chair**  
30W x 32.5D x 36.5H in.

**593-951  
Flamingo Octagonal  
End Table**  
21.75W x 21D x 25.5H in.







**1653-11**  
**Ocean Breeze Chair**  
29W x 35.5D x 37H in.

**593-953**  
**Hibiscus Round Accent Table**  
18 diameter x 24H in.





*The Shoreline sofa, shown here in a soft neutral body cloth paired with pillows in a contemporary palm design and a textured coral pattern, is a part of the Quick Ship program. The frame is also available in custom fabric combinations, shown on page 52.*

**593-945  
Vineyard Point  
Rectangular  
Cocktail Table**

51.25W x 35.25D x 18.5H in.

**593-950  
Belize Round  
End Table**

19.25 diameter x 24H in.

**7844-11-02  
Shoreline Chair**

44.5W x 43D x 36.5H in.

**593-933B  
Enchanted Isle  
Box of Drawers**

53.25W x 13.5D x 9H in.

**593-933  
Enchanted Isle Desk**

54.5W x 30.25D x 30H in.

**593-957  
Bungalow Chairside Chest**

21.5W x 25.5D x 26H in.

**7844-33-02  
Shoreline Sofa**

93W x 43D x 36.5H in.

**593-951  
Flamingo Octagonal  
End Table**

21.75W x 21D x 25.5H in.







*Above and Opposite:*  
**7844-33-02 Shoreline Sofa**  
93W x 43D x 36.5H in.

**593-957 Bungalow Chairside Chest**  
21.5W x 25.5D x 26H in.

*Left:*  
**593-955 Bimini Square End Table**  
26W x 26D x 24H in.





**593-945**  
**Vineyard Point**  
**Rectangular**  
**Cocktail Table**  
51.25W x 35.25D x 18.5H in.

**1766-11**  
**Island Paradise Chair**  
30.5W x 33.5D x 37H in.

**593-990**  
**Atlantis Étagère**  
19.5W x 19.5D x 71.5H in.

**593-955**  
**Bimini Square**  
**End Table**  
26W x 26D x 24H in.

**7844-33**  
**Shoreline Sofa**  
93W x 43D x 36.5H in.

**1014-21**  
**Bali Hai Kidney Pillow**  
20W x 12H in.

**593-950**  
**Belize Round**  
**End Table**  
19.25 diameter x 24H in.

**7108-11SW**  
**Courtney Swivel Chair**  
32W x 36.5D x 34.5H in.





*Above:*  
**7844-33**  
**Shoreline Sofa**  
93W x 43D x 36.5H in.

**593-945**  
**Vineyard Point**  
**Rectangular Cocktail Table**  
51.25W x 35.25D x 18.5H in.

*Left:*  
**7108-11SW**  
**Courtney Swivel Chair**  
32W x 36.5D x 34.5H in.

*Opposite:*  
**1766-11**  
**Island Paradise Chair**  
30.5W x 33.5D x 37H in.

**593-955**  
**Bimini Square End Table**  
26W x 26D x 24H in.







*The Hibiscus round accent table is both elegant and versatile, with a crushed bamboo top and an urn-shaped woven rattan base. At 18-inches in diameter, it functions with equal impact as a chairside table or an end table.*



**7801-23**  
**Sebastian Settee**  
79W x 33D x 41H in.

**593-953**  
**Hibiscus Round Accent Table**  
18 diameter x 24H in.







*Above:*  
**593-950**  
**Belize Round End Table**  
19.25 diameter x 24H in.

**1685-11SW**  
**Diamond Cove Swivel Chair**  
32.5W x 37.5D x 34.5H in.

*Left:*  
**7212-11**  
**Koko Chair**  
30.5W x 38D x 36H in.

*Opposite:*  
**593-967**  
**Islander Console**  
64W x 20D x 34H in.







**593-990**  
**Atlantis Étagère**  
19.5W x 19.5D x 71.5H in.

**1685-11SW**  
**Diamond Cove Swivel Chair**  
32.5W x 37.5D x 34.5H in.





**593-970**  
**Tarpon Cove Game Table**  
 42W x 42D x 30H in.

**593-972-01**  
**Tarpon Cove Game Chair**  
 25.25W x 24D x 36H in.

*The Tarpon Cove game table and castered chairs offer an inviting look for entertaining. The top of the game table is quartered Cherry with a Maple border and Ebony inlay. The legs are leather wrapped rattan with a decorative cross stretcher at the base. The game chairs feature rattan wrapping on the frame and a herringbone pattern of woven rattan on the backs. The standard fabric is Sailcloth.*





The 65-inch Marlin media console offers remarkable functionality. The center compartment has three adjustable glass shelves. The left and right compartments feature two adjustable wooden shelves. The dual sliding doors, which showcase rattan fretwork over woven raffia, can be positioned to conceal any two compartments.



**593-907**  
**Marlin Media Console**  
64.75W x 20D x 30H in.

**1667-11AA**  
**San Carlos Chair**  
31W x 36.5D x 37H in.

*Opposite:*  
**593-990**  
**Atlantis Étagère**  
19.5W x 19.5D x 71.5H in.

**593-880-02**  
**Gulfstream Oval Back Side Chair**  
20.5W x 25.25D x 40.75H in.

**593-933B**  
**Enchanted Isle Box of Drawers**  
53.25W x 13.5D x 9H in.

**593-933**  
**Enchanted Isle Desk**  
54.5W x 30.25D x 30H in.

The Enchanted Isle writing desk offers exceptional detail, with woven raffia on all sides, leather wrapped decorative cross stretchers on the front and sides, and an optional box-of-drawers deck unit with 4 additional drawers for storage and a decorative gallery of leather wrapped rattan. The two 72-inch high Atlantis etageres in the background offer additional space for displaying books or decorative accessories. They feature three stationary shelves, a storage drawer and a shelf at the base.





The 74-inch Pelican Cay media console is the larger of the two styles offered in Bali Hai. It features an open compartment in the center with two adjustable shelves and a drawer for storage. Behind the left and right doors are three adjustable shelves. Also available is an entertainment deck, with a stationary shelf at the top and a 3-shelf box unit that can be positioned on the left or right side of the cabinet. The box can also be removed entirely to accommodate large format monitors.

**593-918**  
**Pelican Cay Entertainment Deck**  
71W x 11.75D x 58H in.

**593-908**  
**Pelican Cay Media Console**  
74W x 22D x 35H in.

**1766-11**  
**Island Paradise Chair**  
30.5W x 33.5D x 37H in.








## FINISH

Bali Hai designs are crafted in Maple, Cherry and select hardwoods, incorporating a number of natural materials including, woven raffia, rattan, bamboo, leather and penn shell. The Caribbean Sunset finish is a gently aged chestnut brown coloration with a warm burnished patina and a soft luster to the surface.

## DESIGN DETAILS

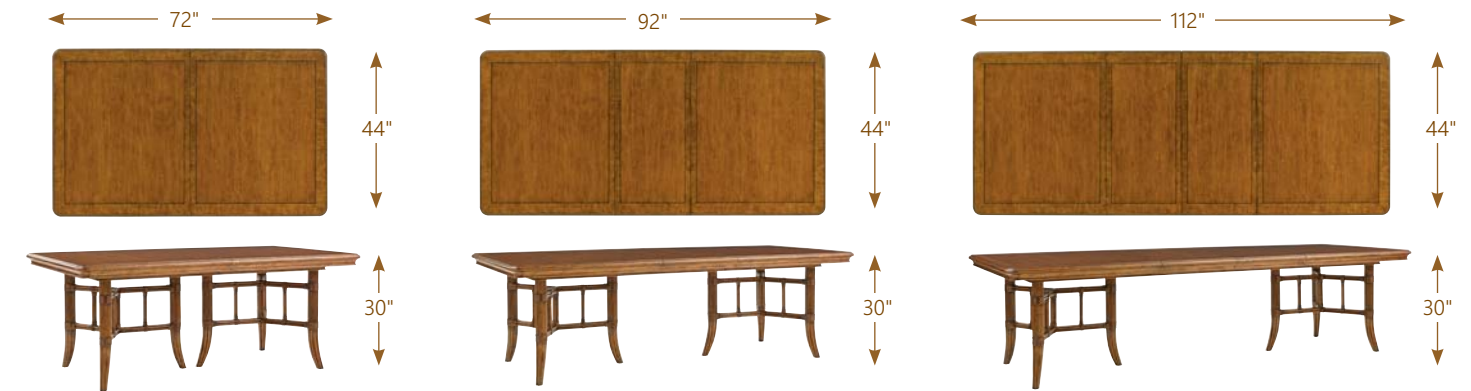


## CUSTOM HARDWARE

Custom hardware designs for Bali Hai include knob, bail, bar and pendant pulls. Intricate jeweler's detailing affords each piece a distinctive look, in a burnished antique brass finish.



## DINING TABLE CONFIGURATIONS



Shown with (1) 20-in. leaf

Shown with (2) 20-in. leaves

### 593-876C Fisher Island Rectangular Dining Table



593-870 Aruba Dining Table Base



593-875 Latitude Dining Table Base



## STANDARD FABRIC

Bermuda Sands #494411 – A linen weave construction in a soft lemon coloration, standard on the Orchid Bay upholstered bed. 100% polypropylene.

Sailcloth #410511 – A tight linen weave construction in shades of ivory and gold, standard on the Kamala Bay bar and counter stools, the Gulfstream and St. Barts dining chairs and the Tarpon Cove game chairs. 52% polyester, 48% acrylic

Twin Palms #632421 – An elegant woven palm frond pattern on an ivory ground cloth, standard on the -02 version of the Gulfstream dining chairs. 55% rayon, 24% cotton, 21% polyester

Bermuda Sands #494411

Sailcloth #410511

Twin Palms #632421



## BEDROOM



### 593-131HB Island Breeze Rattan Headboard, 3/3 Twin

Overall: 45W x 56.5H in.  
Leather wrapped bent rattan panel;  
metal bed frame required to complete bed  
panel 55.25H in.  
*Shown on page 6*

### 593-133C Island Breeze Rattan Bed, 5/0 Queen

Overall: 65.5W x 88L x 61.5H in.  
Leather wrapped bent rattan panels;  
woven side rails  
Headboard 65.5W x 61.5H in.  
panel 60H in.  
Footboard 65.5W x 26.25H in.  
panel 21H in.  
Overall length 88  
Bottom of side rails to floor 8  
Bottom of box springs to floor 9.75  
Consists of:  
133HB Rattan Headboard  
133FB Rattan Footboard  
133SR Side Rails/Support System

### 593-133HB Island Breeze Rattan Headboard 5/0 Queen

Overall: 65.5W x 61.5H in.  
Leather wrapped bent rattan panel;  
metal bed frame required to complete bed  
panel 60H in.



### 593-134C Island Breeze Rattan Bed, 6/6 King

Overall: 82W x 88L x 61.5H in.  
Leather wrapped bent rattan panels;  
woven side rails  
Headboard 82W x 61.5H in.  
panel 60H in.  
Footboard 82W x 26.25H in.  
panel 21H in.  
Overall length 88  
Bottom of side rails to floor 8  
Bottom of box springs to floor 9.75  
Consists of:  
134HB Rattan Headboard  
134FB Rattan Footboard  
134SR Side Rails/Support System  
*Shown on pages 4 and 5*

### 593-134HB Island Breeze Rattan Headboard 6/6 King

Overall: 82W x 61.5H in.  
Leather wrapped bent rattan panel;  
metal bed frame required to complete bed  
panel 60H in.

### 593-135C Island Breeze Rattan Bed 6/0 California King

Overall: 78W x 92L x 61.5H in.  
Leather wrapped bent rattan panels;  
woven side rails  
Headboard 78W x 61.5H in.  
panel 60H in.  
Footboard 78W x 26.25H in.  
panel 21H in.  
Overall length 92  
Bottom of side rails to floor 8  
Bottom of box springs to floor 9.75  
Consists of:  
135HB Rattan Headboard  
135FB Rattan Footboard  
135SR Side Rails/Support System

### 593-135HB Island Breeze Rattan Headboard 6/0 California King

Overall: 78W x 61.5H in.  
Leather wrapped bent rattan panel;  
metal bed frame required to complete bed  
panel 60H in.



### 593-143C Orchid Bay Upholstered Panel Bed 5/0 Queen

Overall: 65.75W x 89.5L x 60H in.  
Upholstered headboard, footboard,  
and side rails; reeded posts and carved  
artichoke finial  
Available only in standard fabric 494411  
Bermuda Sands – A linen weave  
construction in a soft lemon coloration.  
100% polypropylene  
Headboard 65.75W x 60H in.  
post 57H in.  
Footboard 65.75W x 22.5H in.  
panel 17.25H in.  
Overall length 89.5  
Bottom of side rails to floor 6.25  
Bottom of box springs to floor 9.75  
Consists of:  
143HB Headboard  
143FB Footboard  
143SR Side Rails/Support System

### 593-144C Orchid Bay Upholstered Panel Bed 6/6 King

Overall: 82.25W x 89.5L x 63H in.  
Upholstered headboard, footboard,  
and side rails; reeded posts and carved  
artichoke finial  
Available only in standard fabric 494411  
Bermuda Sands – A linen weave  
construction in a soft lemon coloration.  
100% polypropylene  
Headboard 82.25W x 63H in.  
post 59.75H in.  
Footboard 82.25W x 22.5H in.  
panel 17.25H in.  
Overall length 89.5  
Bottom of side rails to floor 6.25  
Bottom of box springs to floor 9.75  
Consists of:  
144HB Headboard  
144FB Footboard  
144SR Side Rails/Support System  
*Shown on pages 8 and 9*

### 593-145C Orchid Bay Upholstered Panel Bed 6/0 California King

Overall: 78.25W x 93.5L x 63H in.  
Upholstered headboard, footboard,  
and side rails; reeded posts and carved  
artichoke finial  
Available only in standard fabric 494411  
Bermuda Sands – A linen weave  
construction in a soft lemon coloration.  
100% polypropylene  
Headboard 78.25W x 63H in.  
post 59.75H in.  
Footboard 78.25W x 22.5H in.  
panel 17.25H in.  
Overall length 93.5  
Bottom of box springs to floor 9.75  
Bottom of side rails to floor 6.25  
Consists of:  
145HB Headboard  
145FB Footboard  
145SR Side Rails/Support System



### 593-205 Sunrise Landscape Mirror

Overall: 50.75W x 39.25H in.  
Plate 40.875W x 29.375H; 1 inch bevel  
Decorative braid motif with rattan border;  
leather wrapped pencil rattan corners  
Can be used vertically or horizontally  
*Shown on pages 12, 13 and 30*



### 593-206 Seabrook Landscape Mirror

Overall: 50.5W x 38.5H in.  
Plate 38.125W x 26.125H; 1 inch bevel  
Wood framed palm frond motif  
Can be used vertically or horizontally  
*Shown on pages 14 and 31*



### 593-222 Breakers Double Dresser

Overall: 62W x 21D x 42.5H in.  
Bamboo carved posts with leather wrapped  
pencil rattan accents; bun feet; 9 drawers  
with woven raffia fronts (top center drawer  
has drop-front for media component  
storage, grommet for electrical cords,  
and ventilation)  
Will accommodate the 9000-1-BL Sligh  
Strong/Arm® TV Mount  
*Shown on pages 12 and 13*



### 593-234 Costa Sera Triple Dresser

Overall: 68W x 21D x 41.25H in.  
Bamboo carved posts with leather wrapped  
pencil rattan accents; bun feet; 9 drawers  
with woven raffia fronts (top center drawer  
has drop-front for media component  
storage, grommet for electrical cords,  
and ventilation)  
Will accommodate the 9000-1-BL Sligh  
Strong/Arm® TV Mount  
*Shown on page 14*



### 593-307 Tobago Drawer Chest

Overall: 42W x 21D x 58.25H in.  
Bamboo carved posts with leather wrapped  
pencil rattan accents; bun feet; 7 drawers  
with woven raffia fronts  
*Shown on page 15*



### 593-329 Balencia Gentleman's Chest

Overall: 54W x 21D x 54H in.  
Bamboo carved posts with leather wrapped  
pencil rattan accents; bun feet; 2 wood  
framed doors with pencil rattan panels  
(2 adjustable shelves behind each door);  
9 drawers with woven raffia fronts  
*Shown on page 16*



### 593-621 Sojourn Nightstand

Overall: 32W x 20D x 32.5H in.  
Bamboo carved posts with leather wrapped  
pencil rattan accents; bun feet; 3 drawers  
with woven raffia fronts  
*Shown on pages 4 and 11*



### 593-622 Del Sol Bedside Table

Overall: 19.5W x 19.5D x 29H in.  
Leather wrapped pencil rattan drawer box  
on saber shaped rattan legs; 1 pencil rattan  
shelf; finished back  
*Shown on pages 6 and 7*





**593-624 Silver Sands Bachelor's Chest**

Overall: 44.75W x 23.25D x 36H in.  
Leather wrapped pencil rattan posts; bun feet; serpentine top; 4 curved drawers with woven raffia fronts; decorative braid motif under top panel  
*Shown on pages 8 and 10*



**001-767 Twin 3/3 Metal Frame**



**001-768 Queen/King/California King 5/0-6/6-6/0 Deluxe Metal Frame**

**DINING ROOM**



**593-852 Trident Buffet**  
Overall: 72.75W x 22.5D x 38.25H in.  
Bamboo carved posts with leather wrapped pencil rattan accents; bun feet; decorative braid motif under top panel; 4 wood framed doors with pencil rattan panels; 4 adjustable shelves behind doors; 4 drawers with woven raffia fronts (left and right side facing drawers are felt lined, center drawers are felt lined and divided for silver)  
*Shown on page 30*



**593-862 Veranda Bar Cart**  
Overall: 40W x 20.25D x 37.5H in.  
Cocoa shell veneer shelves with protective coating; rattan wrapped handles; metal ferrules and casters in antique brass finish  
*Shown on pages 32 and 33*



**593-869 Oyster Reef Sideboard**  
Overall: 70W x 22D x 38H in.  
Breakfront profile with 3 glass inserts; leather wrapped saber shaped rattan legs; 3 glass shelves; 3 drawers with woven raffia fronts  
*Shown on page 31*



**593-870 Aruba Dining Table Base**  
Overall: 21.5 diameter x 29H in.  
Woven inset top and leather wrapped rattan base  
This table base will accommodate the 001-036GT 36 inch diameter glass top or the 001-048GT 48 inch diameter glass top. The 001-084GT Rectangular Glass Top can be used with (2) -870 bases.  
*Shown on pages 23, 24 and 27*



**593-875 Latitude Dining Table Base**  
Overall: 26.5 diameter x 29.25H in.  
Open top and leather wrapped rattan base  
This table base will accommodate the 001-054GT 54 inch diameter glass top or the 001-060GT 60 inch diameter glass top. The 001-084GT Rectangular Glass Top can be used with (2) -875 bases.  
*Shown on page 25*

**001-036GT Round Glass Top**  
Overall: 36 diameter x .5 inch thick; 1 inch bevel

**001-048GT Round Glass Top**  
Overall: 48 diameter x .75 inch thick; 1 inch bevel

**001-054GT Round Glass Top**  
Overall: 54 diameter x .75 inch thick; 1 inch bevel

**001-060GT Round Glass Top**  
Overall: 60 diameter x .75 inch thick; 1 inch bevel



**001-084GT Rectangular Glass Top**  
Overall: 84W x 48D x .75 inch thick; 1 inch bevel



**593-876C Fisher Island Rectangular Dining Table**  
Overall: 72W x 44D x 30H in.  
Bottom of apron to floor 27  
This table extends to 112W x 44D x 30H in. with (2) 20 inch leaves  
Quartered Cherry veneer top with maple border and ebony inlay; each pedestal has 3 leather wrapped saber shaped rattan legs  
Consists of:  
876T Dining Table Top  
72W x 44D x 3H in.  
  
876P Pedestal Bases (2)  
28.5W x 32.5D x 28H in. (each)  
*Shown on pages 18, 19, 20, 21 and 22*



**593-816 Kamala Bay Swivel Bar Stool**  
Ships Assembled  
Overall: 22.25W x 22.5D x 43.75H in.  
Arm 35.75H in.  
Seat 19W x 19.5D x 30H in.  
Leather wrapped rattan base with split rattan wrapped frame; herringbone pattern of woven rattan on outside arms and back  
Available in any Lexington Upholstery fabric or COM. If no fabric is specified, chair will ship in the standard cover. COM requires 1 yard of 54-inch material with no repeat. Fabrics with a repeat in excess of 28" will require 20% additional yardage.

**593-815 Kamala Bay Swivel Counter Stool**  
Ships Assembled  
Overall: 22.25W x 22.5D x 37.75H in.  
Arm 29.75H in.  
Seat 19W x 19.5D x 24H in.  
Leather wrapped rattan base with split rattan wrapped frame; herringbone pattern of woven rattan on outside arms and back  
Available only in standard fabric 410511  
Sailcloth - A tight linen weave construction in an ivory and gold coloration.  
52% polyester, 48% acrylic  
*Shown on pages 28 and 29*



**593-816-01 Kamala Bay Swivel Bar Stool**  
Ships Assembled  
Overall: 22.25W x 22.5D x 43.75H in.  
Arm 35.75H in.  
Seat 19W x 19.5D x 30H in.  
Leather wrapped rattan base with split rattan wrapped frame; herringbone pattern of woven rattan on outside arms and back  
Available only in standard fabric 410511  
Sailcloth - A tight linen weave construction in an ivory and gold coloration.  
52% polyester, 48% acrylic  
*Shown on pages 28 and 29*



**593-880-01 Gulfstream Oval Back Side Chair**  
Ships Assembled  
Overall: 20.5W x 25.25D x 40.75H in.  
Seat 20.5W x 18.75D x 19H in.  
Leather wrapped rattan frame; upholstered inside back and seat; outside back features leather wrapped bent rattan over a fabric panel  
Available only in standard fabric 410511  
Sailcloth - A tight linen weave construction in an ivory and gold coloration.  
52% polyester, 48% acrylic  
*Shown on pages 20, 21, 22 and 23*



**593-880-02 Gulfstream Oval Back Side Chair**  
Ships Assembled  
Overall: 20.5W x 25.25D x 40.75H in.  
Seat 20.5W x 18.75D x 19H in.  
Leather wrapped rattan frame; upholstered inside back and seat; outside back features leather wrapped bent rattan over a fabric panel  
Available only in standard fabric combination: Seat and outside back 410511  
Sailcloth - A tight linen weave construction in an ivory and gold coloration.  
52% polyester, 48% acrylic.  
Inside back 632421 Twin Palms - A woven palm frond pattern on an ivory ground cloth. 55% rayon, 24% cotton, 21% polyester  
*Shown on page 27*



**593-880**  
**Gulfstream Oval Back Side Chair**

Ships Assembled  
Overall: 20.5W x 25.25D x 40.75H in.  
Seat 20.5W x 18.75D x 19H in.  
Leather wrapped rattan frame; upholstered inside back and seat; outside back features leather wrapped bent rattan over a fabric panel

Available in COM, Lexington Upholstery fabrics or a combination of any two fabrics. If no fabric is specified, chair will ship in the standard cover. COM for the inside back requires 1 yard of 54 inch material with no repeat. COM for the outside back requires 1 yard of 54 inch material with no repeat. COM for the seat requires 1 yard of 54 inch material with no repeat. Fabrics with a repeat in excess of 28" will require 20% additional yardage.



**593-881-01**  
**Gulfstream Oval Back Arm Chair**

Ships Assembled  
Overall: 25.5W x 25.25D x 40.75H in.  
Arm 25H in.  
Seat 21W x 18.75D x 19H in.  
Leather wrapped rattan frame; upholstered inside back and seat; outside back features leather wrapped bent rattan over a fabric panel

Available only in standard fabric 410511  
Sailcloth - A tight linen weave construction in an ivory and gold coloration.  
52% polyester, 48% acrylic  
*Shown on page 22*



**593-881-02**  
**Gulfstream Oval Back Arm Chair**

Ships Assembled  
Overall: 25.5W x 25.25D x 40.75H in.  
Arm 25H in.  
Seat 21W x 18.75D x 19H in.  
Leather wrapped rattan frame; upholstered inside back and seat; outside back features leather wrapped bent rattan over a fabric panel

Available only in standard fabric combination: Seat and outside back 410511  
Sailcloth - A tight linen weave construction in an ivory and gold coloration.  
52% polyester, 48% acrylic.  
Inside back 632421 Twin Palms -  
A woven palm frond pattern on an ivory ground cloth. 55% rayon, 24% cotton, 21% polyester  
*Shown on pages 20, 21, 22 and 23*

**593-881**  
**Gulfstream Oval Back Arm Chair**

Ships Assembled  
Overall: 25.5W x 25.25D x 40.75H in.  
Arm 25H in.  
Seat 21W x 18.75D x 19H in.  
Leather wrapped rattan frame; upholstered inside back and seat; outside back features leather wrapped bent rattan over a fabric panel

Available in COM, Lexington Upholstery fabrics or a combination of any two fabrics. If no fabric is specified, chair will ship in the standard cover. COM for the inside back requires 1 yard of 54 inch material with no repeat. COM for the outside back requires 1 yard of 54 inch material with no repeat. COM for the seat requires 1 yard of 54 inch material with no repeat. Fabrics with a repeat in excess of 28" will require 20% additional yardage.



**593-882-01**  
**St. Barts Splat Back Side Chair**

Ships Assembled  
Overall: 20W x 25.5D x 42H in.  
Seat 20W x 19D x 19H in.  
Upholstered seat and back splat  
Available only in standard fabric 410511  
Sailcloth - A tight linen weave construction in an ivory and gold coloration.  
52% polyester, 48% acrylic  
*Shown on page 24*

**593-882**  
**St. Barts Splat Back Side Chair**

Ships Assembled  
Overall: 20W x 25.5D x 42H in.  
Seat 20W x 19D x 19H in.  
Upholstered seat and back splat  
Available in COM, Lexington Upholstery fabrics or a combination of any two fabrics. If no fabric is specified, chair will ship in the standard cover. COM for the inside back requires 1 yard of 54 inch material with no repeat. COM for the outside back requires 1 yard of 54 inch material with no repeat. COM for the seat requires 1 yard of 54 inch material with no repeat. Fabrics with a repeat in excess of 28" will require 20% additional yardage.

*Shown in fabric 4106-21 on page 25*



**593-883-01**  
**St. Barts Splat Back Arm Chair**

Ships Assembled  
Overall: 22.5W x 25.5D x 42H in.  
Arm 24.5H in.  
Seat 20W x 18.75D x 19H in.  
Upholstered seat and back splat  
Available only in standard fabric 410511  
Sailcloth - A tight linen weave construction in an ivory and gold coloration.  
52% polyester, 48% acrylic  
*Shown on page 24*

**593-883**  
**St. Barts Splat Back Arm Chair**

Ships Assembled  
Overall: 22.5W x 25.5D x 42H in.  
Arm 24.5H in.  
Seat 20W x 18.75D x 19H in.  
Upholstered seat and back splat  
Available in COM, Lexington Upholstery fabrics or a combination of any two fabrics. If no fabric is specified, chair will ship in the standard cover. COM for the inside back requires 1 yard of 54 inch material with no repeat. COM for the outside back requires 1 yard of 54 inch material with no repeat. COM for the seat requires 1 yard of 54 inch material with no repeat. Fabrics with a repeat in excess of 28" will require 20% additional yardage.



**593-884-01**  
**Marabella Upholstered Side Chair**

Ships Assembled  
Overall: 25.75W x 29D x 43H in.  
Seat 21.5W x 20.5D x 19H in.  
Upholstered seat and inside back; leather wrapped rattan frame and woven rattan outside back and sides  
Available only in standard fabric 410511  
Sailcloth - A tight linen weave construction in an ivory and gold coloration.  
52% polyester, 48% acrylic  
*Shown on page 26*

**593-884**  
**Marabella Upholstered Side Chair**

Ships Assembled  
Overall: 25.75W x 29D x 43H in.  
Seat 21.5W x 20.5D x 19H in.  
Upholstered seat and inside back; leather wrapped rattan frame and woven rattan outside back and sides  
Available in COM, Lexington Upholstery fabrics or a combination of any two fabrics. If no fabric is specified, chair will ship in the standard cover. COM for the inside back requires 1.5 yards of 54 inch material with no repeat. COM for the seat requires 1 yard of 54 inch material with no repeat. Fabrics with a repeat in excess of 28" will require 20% additional yardage.  
*Shown on page 26*



**593-885-01**  
**Marabella Upholstered Arm Chair**

Ships Assembled  
Overall: 25.75W x 29D x 43H in.  
Arm 24.5H in.  
Seat 22.5W x 20.5D x 19H in.  
Upholstered seat and inside back; leather wrapped rattan frame and woven rattan outside back and sides  
Available only in standard fabric 410511  
Sailcloth - A tight linen weave construction in an ivory and gold coloration.  
52% polyester, 48% acrylic  
*Shown on page 26*

**593-885**  
**Marabella Upholstered Arm Chair**

Ships Assembled  
Overall: 25.75W x 29D x 43H in.  
Arm 24.5H in.  
Seat 22.5W x 20.5D x 19H in.  
Upholstered seat and inside back; leather wrapped rattan frame and woven rattan outside back and sides  
Available in COM, Lexington Upholstery fabrics or a combination of any two fabrics. If no fabric is specified, chair will ship in the standard cover. COM for the inside back requires 1.5 yards of 54 inch material with no repeat. COM for the seat requires 1 yard of 54 inch material with no repeat. Fabrics with a repeat in excess of 28" will require 20% additional yardage  
*Shown in fabric 6332-21 on back cover and pages 2, 18, 19 and 26*



**593-886-01**  
**Cedar Key Oval Back Side Chair**

Ships Assembled  
Overall: 20.5W x 25.25D x 40.75H in.  
Seat 20.5W x 18.75D x 19H in.  
Leather wrapped rattan frame; upholstered seat; outside back features leather wrapped bent rattan  
Available only in standard fabric 410511  
Sailcloth - A tight linen weave construction in an ivory and gold coloration.  
52% polyester, 48% acrylic  
*Shown on page 20*

**593-886**  
**Cedar Key Oval Back Side Chair**

Ships Assembled  
Overall: 20.5W x 25.25D x 40.75H in.  
Seat 20.5W x 18.75D x 19H in.  
Leather wrapped rattan frame; upholstered seat; outside back features leather wrapped bent rattan  
Available in COM or Lexington Upholstery fabrics. If no fabric is specified, chair will ship in the standard cover. COM for the seat requires 1 yard of 54 inch material with no repeat. Fabrics with a repeat in excess of 28" will require 20% additional yardage.  
*Shown on pages 18 and 19*



**593-887-01**  
**Cedar Key Oval Back Arm Chair**

Ships Assembled  
Overall: 25.5W x 25.25D x 40.75H in.  
Arm 25H in.  
Seat 21W x 18.75D x 19H in.  
Leather wrapped rattan frame; upholstered seat; outside back features leather wrapped bent rattan  
Available only in standard fabric 410511  
Sailcloth - A tight linen weave construction in an ivory and gold coloration.  
52% polyester, 48% acrylic  
*Shown on page 20*

**593-887**  
**Cedar Key Oval Back Arm Chair**

Ships Assembled  
Overall: 25.5W x 25.25D x 40.75H in.  
Arm 25H in.  
Seat 21W x 18.75D x 19H in.  
Leather wrapped rattan frame; upholstered seat; outside back features leather wrapped bent rattan  
Available in COM or Lexington Upholstery fabrics. If no fabric is specified, chair will ship in the standard cover. COM for the seat requires 1 yard of 54 inch material with no repeat. Fabrics with a repeat in excess of 28" will require 20% additional yardage.



## LIVING ROOM



### 593-945 Vineyard Point Rectangular Cocktail Table

Overall: 51.25W x 35.25D x 18.5H in.  
Quartered Cherry veneer top with maple border and ebony inlay; decorative braid motif under top frame; pencil rattan legs; bun feet; wood framed woven rattan shelf  
*Shown on pages 48, 49, 52 and 53*



### 593-947 Capri Square Cocktail Table

Overall: 42.25W x 42.25D x 19H in.  
Wood framed tempered glass top; leather wrapped reeded legs; decorative rattan stretchers  
Tempered glass top 34W x 34D x .25 inch thick; 1 inch bevel  
*Shown on pages 34, 35, 38 and 39*



### 593-950 Belize Round End Table

Overall: 19.25 inch diameter x 24H in.  
Quartered Cherry veneer top with maple border and ebony inlay; decorative braid motif under top frame; pencil rattan door and panels; 1 adjustable shelf behind door  
*Shown on pages 48, 53 and 58*



### 593-951 Flamingo Octagonal End Table

Overall: 21.75W x 21D x 25.5H in.  
Green penn shell top with antique brass finished finials; leather wrapped pencil rattan accents; 1 drawer with crushed bamboo front; crushed bamboo sides; 1 shelf with leather wrapped bamboo slats  
*Shown on pages 44, 45 and 49*



### 593-952 Mariner Storage End Table

Overall: 26W x 28D x 24.5H in.  
Bamboo carved posts with leather wrapped pencil rattan accents; bun feet; 2 wood framed doors with pencil rattan panels; 1 adjustable shelf behind doors; 1 drawer with woven raffia front; finished back  
*Shown on pages 35 and 36*



### 593-953 Hibiscus Round Accent Table

Overall: 18 inch diameter x 24H in.  
Crushed bamboo top with woven rattan base  
*Shown on pages 34, 41, 42, 47 and 56*



### 593-955 Bimini Square End Table

Overall: 26W x 26D x 24H in.  
Wood framed glass top; bamboo carved posts with leather wrapped pencil rattan accents; bun feet; 1 drawer with woven raffia front; woven raffia end and back panels; open compartment; finished back  
Open compartment 19.5W x 19.5D x 10H in.  
Glass top: 19.5W x 19.5D x .25 inch thick; 1 inch bevel  
*Shown on pages 50, 52 and 55*



### 593-957 Bungalow Chairside Chest

Overall: 21.5W x 25.5D x 26H in.  
Pencil rattan top with rattan border and leather wrapped corners; 2 drawers with pencil rattan fronts, end and back panels; finished back  
*Shown on pages 48, 50 and 51*



### 593-967 Islander Console

Overall: 64W x 20D x 34H in.  
Wood framed glass top; leather wrapped reeded legs with pencil rattan accents; leather wrapped rattan X stretcher in back; open end panels; 2 shelves  
Glass top 57.5W x 13.5D x .25 inch thick; 1 inch bevel  
*Shown on page 59*



### 593-970 Tarpon Cove Game Table

Overall: 42W x 42D x 30H in.  
Quartered Cherry veneer top with maple border and ebony inlay; leather wrapped rattan legs; decorative X stretcher  
*Shown on pages 62 and 63*



### 593-972-01 Tarpon Cove Game Chair

Overall: 25.25W x 24D x 36H in.  
Arm 25H in.  
Seat 21.5W x 20D x 19.25H in.  
Leather wrapped rattan base with split rattan wrapped frame and a herringbone pattern of woven rattan on outside arms and back; antique brass ferrules and casters  
Available only in standard fabric 410511 - Sailcloth - A tight linen weave construction in an ivory and gold coloration.  
52% polyester, 48% acrylic  
*Shown on pages 62 and 63*

### 593-972 Tarpon Cove Game Chair

Overall: 25.25W x 24D x 36H in.  
Arm 25H in.  
Seat 21.5W x 20D x 19.25H in.  
Leather wrapped rattan base with split rattan wrapped frame and a herringbone pattern of woven rattan on outside arms and back; antique brass ferrules and casters  
Available in any Lexington Upholstery fabric or COM. If no fabric is specified, chair will ship in the standard cover. COM requires 1 yard of 54-inch material with no repeat. Fabrics with a repeat in excess of 28" will require 20% additional yardage.



### 593-990 Atlantis Étagère

Overall: 19.5W x 19.5D x 71.5H in.  
Leather wrapped rattan base with bent rattan end panels and back; antique brass finished finials; 1 drawer with pencil rattan front and sides; 3 shelves; finished back  
*Shown on pages 52, 60, 61 and 64*

## MEDIA



### 593-907 Marlin Media Console

Overall: 64.75W x 20D x 30H in.  
Bamboo carved posts; bun feet  
Left and right side facing: Sliding door with rattan fretwork over raffia; 2 adjustable shelves; ventilation; grommet for electrical cords  
Center: 3 adjustable glass shelves; cord management  
Will accommodate the 9000-1-BL Sligh Strong/Arm® TV Mount  
*Shown on page 65*





**593-918 Pelican Cay Entertainment Deck**

Overall: 71W x 11.75D x 58H in.  
Rattan frame with leather wrapped pencil rattan accents and leather corners; stationary shelf on top; 3 shelf box unit will work on the left or right side of deck or can be removed altogether; grommets for electrical cords  
Complements -908 Pelican Cay Media Console  
*Shown on pages 66 and 67*



**593-908 Pelican Cay Media Console**

Overall: 74W x 22D x 35H in.  
Bamboo carved posts with leather wrapped pencil rattan accents; bun feet  
Left and right side facing: 1 wood framed door with pencil rattan panel; 3 adjustable shelves; ventilation; grommets for electrical cords  
Center: 2 adjustable shelves; 1 drawer with raffia front; cord management  
Accommodates -918 Pelican Cay Entertainment Hutch  
Will accommodate the 9000-1-BL Sligh Strong/Arm® TV Mount  
*Shown on pages 66 and 67*

**HOME OFFICE**



**593-933B Enchanted Isle Box of Drawers**

Overall: 53.25W x 13.5D x 9H in.  
Leather wrapped rattan gallery; 4 drawers with woven raffia fronts, sides and back  
Complements -933 Enchanted Isle Desk  
*Shown on pages 48 and 64*



**593-933 Enchanted Isle Desk**

Overall: 54.5W x 30.25D x 30H in.  
Leather wrapped decorative X stretcher on back and end panels; 3 drawers with woven raffia fronts, sides and back; leather wrapped rattan shelf  
Accommodates -933B Enchanted Isle Box of Drawers  
*Shown on pages 48 and 64*

**UPHOLSTERY**



**1013-18 Bali Hai Throw Pillow**

Overall: 18W x 18H in.  
Standard Feature: Lux Down Fill  
Available only as shown - Shown in 6334-21  
Gr. NA with Welt in 4016-31 Gr. 3  
*Shown on pages 8 and 42*



**1014-21 Bali Hai Kidney Pillow**

Overall: 20W x 12H in.  
Standard Feature: Lux Down Fill  
Available only as shown - Shown in 6330-11  
Gr. NA with Welt in 4111-11 Gr. 3  
*Shown on page 53*



**1016-21 Bali Hai Kidney Pillow**

Overall: 22W x 12H in.  
Standard Feature: Lux Down Fill  
Available only as shown - Shown in 6355-61  
Gr. NA with Cord 988-41  
*Shown on pages 34 and 35*



**1017-18 Bali Hai Throw Pillow**

Overall: 18W x 18H in.  
Standard Feature: Lux Down Fill  
Available only as shown - Shown in 6327-31  
Gr. NA with Cord 988-35  
*Shown on pages 6, 8, 15 and 43*



**1206-44 Echo Beach Bench**

Overall: 32W x 21.5D x 23H in.  
Arm: 23H in., Seat: 19H in.  
Inside: 24W x 19D in.  
Standard Seat: Tight  
Standard Finish: Available only as shown - Palm Coast  
Shown in 6147-41 Gr. 3, finish Available only as shown - Palm Coast  
*Shown on page 9*  
Shown in 3338-21 Gr. 3, finish Available only as shown - Palm Coast  
*Shown on page 12*  
Shown in 4110-31 Gr. 3, finish Available only as shown - Palm Coast  
*Shown on pages 6 and 13*



**1667-11AA San Carlos Chair**

Overall: 31W x 36.5D x 37H in.  
Arm: 22.5H in., Seat: 16.5H in.  
Inside: 23.5W x 22D in.  
Standard Seat: Tight  
Standard Back: Tight  
Standard Features: One 24 x 12" Lux Down Kidney Pillow, #1 Nailhead Trim, Casters on Front Legs  
Standard Finish: Available only as shown - Palm Coast  
Available only as shown - Shown in 5894-41 Gr. 4, one 24 x 12" Kidney Pillow in 6355-61 Gr. NA with Welt in 4930-41 Gr. 3, #1 Nailhead Trim, finish Available only as shown - Palm Coast  
*Shown on pages 37 and 64*

Also Available  
**1667-11 San Carlos Chair**  
**LL1667-11 San Carlos Leather Chair**



**1653-11 Ocean Breeze Chair**

Overall: 29W x 35.5D x 37H in.  
Arm: 24.5H in., Seat: 18H in.  
Inside: 24.5W x 23D in.  
Standard Seat Cushion: Ultra Down  
Standard Back: Rattan  
Standard Feature: One 22" Throw Pillow  
Standard Finish: Available only as shown  
Shown in 3334-31 Gr. 4, Contrast Welt on Seat Cushion in 4930-37 Gr. 3, one 22" Throw Pillow in 3334-31 Gr. 4 with Welt in 4930-37 Gr. 3, finish Available only as shown  
*Shown on pages 46 and 47*



**1685-11SW Diamond Cove Swivel Chair**

Overall: 32.5W x 37.5D x 34.5H in.  
Arm: 25H in., Seat: 18H in.  
Inside: 28W x 23D in.  
Standard Seat Cushion: Ultra Down  
Standard Back Pillow: Blend Down  
Standard Feature: Swivel Mechanism  
Standard Finish: Available only as shown - Palm Coast  
Shown in 5900-21 Gr. 4, Contrast Welt on Seat and Back Cushion in 4930-21 Gr. 3, finish Available only as shown - Palm Coast  
*Shown on pages 58, 60 and 61*



**1695-11 Agave Chair**

Overall: 30W x 32.5D x 36.5H in.  
Arm: 26H in., Seat: 19H in.  
Inside: 22.5W x 22D in.  
Standard Seat Cushion: Ultra Down  
Standard Back: Tight  
Standard Finish: Available only as shown  
Shown in 5900-51 Gr. 4, finish Available only as shown  
*Shown on pages 44 and 45*





**1722-11 Rum Beach Chair**

Overall: 29.5W x 37D x 45.5H in.  
 Seat: 27.5H in., Arm: 19H in.  
 Inside: 23.5W x 20D in.  
 Standard Seat Cushion: Ultra Down  
 Standard Back Cushion: Blend Down  
 Standard Finish: Available only as shown  
 Shown in 5890-41 Gr. 5, Contrast Welt on Seat and Back Cushion in 4903-41 Gr. 3, finish Available only as shown  
*Shown on pages 15 and 43*



**1766-11 Island Paradise Chair**

Overall: 30.5W x 33.5D x 37H in.  
 Arm: 24H in., Seat: 18.5H in.  
 Inside: 24W x 22D in.  
 Standard Seat Cushion: Ultra Down  
 Standard Back Cushion: Blend Down  
 Standard Finish: Available only as shown - Palm Coast  
 Shown in 6337-31 Gr. 5, Contrast Welt on Seat and Back Cushion in 4930-13 Gr. 3, finish Available only as shown - Palm Coast  
*Shown on pages 52 and 55*  
 Shown in 6340-21 Gr. 4, finish Available only as shown - Palm Coast  
*Shown on pages 38, 39, 41 and 66*  
 Shown in 4110-51 Gr. 3, finish Available only as shown - Palm Coast  
*Shown on page 42*



**1774-11 Harborside Chair**

Overall: 34.5W x 38D x 34H in.  
 Arm: 23.5H in., Seat: 18H in.  
 Inside: 23W x 23D in.  
 Standard Seat Cushion: Ultra Down  
 Standard Back Cushion: Blend Down  
 Standard Finish: Available only as shown - Palm Coast  
 Shown in 5896-21 Gr. 5, additional 18" Throw Pillow in 6326-21 Gr. 9 with Cord 988-21, finish Available only as shown - Palm Coast  
*Shown on pages 16 and 17*

**1774-44 Harborside Ottoman**

Overall: 30W x 21.5D x 19H in.  
 Seat: 17H in.  
 Standard Seat Cushion: Ultra Down  
 Standard Finish: Available only as shown - Palm Coast  
 Shown in 5896-21 Gr. 5, finish Available only as shown - Palm Coast  
*Shown on pages 16 and 17*



**1785-11 Glen Isle Chair**

Overall: 32W x 31D x 34H in.  
 Arm: 29.5H in., Seat: 18H in.  
 Inside: 26W x 19D in.  
 Standard Seat Cushion: Ultra Down  
 Standard Back Cushion: Blend Down  
 Standard Finish: Available only as shown - Palm Coast  
 Shown in 5902-41 Gr. 3, Contrast Welt on Seat and Back Cushion in 4017-41 Gr. 3, finish Available only as shown - Palm Coast  
*Shown on page 37*  
 Shown in 6332-21 Gr. 7, Contrast Welt on Seat and Back Cushion in 4096-21 Gr. 4, finish Available only as shown - Palm Coast



**7212-11 Koko Chair**

Overall: 30.5W x 38D x 36H in.  
 Seat: 25H in., Arm: 18H in.  
 Inside: 20.5W x 22.5D in.  
 Standard Seat Cushion: Ultra Down  
 Standard Back Cushion: Blend Down  
 Standard Feature: #22 Nailhead Trim  
 Standard Finish: Kona  
 Shown in 4944-11 Gr. 4, Contrast Seat and Back Cushion in 5900-31 Gr. 4 with Welt in 4904-25 Gr. 3, #1 Nailhead Trim, finish Palm Coast  
*Shown on pages 9 and 58*



**7108-11SW Courtney Swivel Chair**

Overall: 32W x 36.5D x 34.5H in.  
 Seat: 25H in., Arm: 18H in.  
 Inside: 20.5W x 22.5D in.  
 Standard Seat Cushion: Ultra Down  
 Standard Back: Tight  
 Standard Features: One 22 x 12" Kidney Pillow, Swivel Mechanism  
 Shown in 6341-31 Gr. 5, Contrast Body Welt in 4930-13 Gr. 3, one 22 x 12" Kidney Pillow in 5890-31 Gr. 5 with Welt in 4700-31 Gr. 3  
*Shown on pages 53 and 54*



**1774-33 Harborside Sofa**

Overall: 85.5W x 38D x 34H in.  
 Arm: 23.5H in., Seat: 18H in.  
 Inside: 74W x 23D in.  
 Standard Seat Cushion: Ultra Down  
 Standard Back Cushion: Blend Down  
 Standard Features: Two 20" Throw Pillows, Two 18" Throw Pillows  
 Standard Finish: Available only as shown - Palm Coast  
 Shown in 4112-11 Gr. 3, two 20" Throw Pillows in 5897-41 Gr. 6 with Cord 988-21, two 18" Throw Pillows in 6328-51 Gr. 6 with Cord 988-41, finish Available only as shown - Palm Coast  
*Shown on pages 34, 35 and 37*  
 Shown in 4935-11 Gr. 2, two 20" Throw Pillows in 5900-51 Gr. 4, two 18" Throw Pillows in 6332-21 Gr. 7 with Welt in 4096-21 Gr. 4, finish Available only as shown - Palm Coast  
*Shown on pages 38, 39 and 40*



**7801-23 Sebastian Settee**

Overall: 79W x 33D x 41H in.  
 Seat: 31.5H in., Arm: 21H in.  
 Inside: 70W x 24D in.  
 Standard Seat Cushion: Ultra Down  
 Standard Back: Tight  
 Standard Features: Two 24" Throw Pillows, two 18" Throw Pillows  
 Standard Finish: Rumba  
 Shown in 4944-11 Gr. 4, Contrast Seat Cushion in 4108-21 Gr. 3 with Welt in 4186-24 Gr. 4, two 24" Throw Pillows in 6333-21 Gr. 8 with Welt in 4186-24 Gr. 4, two 18" Throw Pillows in 4108-21 Gr. 3 with Welt in 4186-24 Gr. 4, finish Palm Coast  
*Shown on pages 56 and 57*



**7844-11 Shoreline Chair**

Overall: 44.5W x 43D x 36.5H in.  
 Arm: 25.5H in., Seat: 18.5H in.  
 Inside: 25W x 23D in.  
 Standard Seat Cushion: Ultra Down  
 Standard Back Cushion: Blend Down  
 Standard Features: One 18" Throw Pillow  
 Standard Finish: Palm Coast  
 Shown in 4111-11 Gr. 3, one 18" Throw Pillow in 3336-31 Gr. 2 with Welt in 4111-11 Gr. 3, finish Palm Coast

**7844-44 Shoreline Ottoman**

Overall: 31.5W x 24D x 18.5H in.  
 Seat: 16H in.  
 Standard Seat Cushion: Ultra Down  
 Standard Finish: Palm Coast  
 Shown in 4111-11 Gr. 3, finish Palm Coast

Also Available  
**7844-11-02 Shoreline Chair**  
**7844-44-02 Shoreline Ottoman**



**7844-11-02 Shoreline Chair**

Overall: 44.5W x 43D x 36.5H in.  
 Arm: 25.5H in., Seat: 18.5H in.  
 Inside: 25W x 23D in.  
 Standard Seat Cushion: Ultra Down  
 Standard Back Cushion: Blend Down  
 Standard Features: One 18" Throw Pillow  
 Standard Finish: Available only as shown - Palm Coast  
 Available only as shown - Shown in 4105-11 Gr. 2, one 18" Throw Pillow in 4106-21 Gr. 2 with Cord, finish Available only as shown - Palm Coast  
*Shown on page 48*

**7844-44-02 Shoreline Ottoman**

Overall: 31.5W x 24D x 18.5H in.  
 Seat: 16H in.  
 Standard Seat Cushion: Ultra Down  
 Standard Finish: Palm Coast  
 Available only as shown - Shown in 4105-11 Gr. 2, finish Available only as shown - Palm Coast

Also Available  
**7844-11 Shoreline Chair**  
**7844-44 Shoreline Ottoman**





**7844-33 Shoreline Sofa**

Overall: 93W x 43D x 36.5H in.  
 Arm: 25.5H in., Seat: 18.5H in.  
 Inside: 74W x 23D in.  
 Standard Seat Cushion: Ultra Down  
 Standard Back Cushion: Blend Down  
 Standard Features: Two 20" Throw Pillows,  
 Two 18" Throw Pillows  
 Standard Finish: Palm Coast  
 Shown in 4111-11 Gr. 3, two 20" Throw Pillows  
 in 5890-31 Gr. 5 with Welt in 4700-31 Gr. 3,  
 two 18" Throw Pillows in 3336-31 Gr. 2 with  
 Welt in 4111-11 Gr. 3, finish Palm Coast  
*Shown on pages 52, 53 and 54*

Also Available  
**7844-33-02 Shoreline Sofa**



**7844-33-02 Shoreline Sofa**

Overall: 93W x 43D x 36.5H in.  
 Arm: 25.5H in., Seat: 18.5H in.  
 Inside: 74W x 23D in.  
 Standard Seat: Ultra Down  
 Standard Back: Blend Down  
 Standard Features: Two 20" Throw Pillows,  
 Two 18" Throw Pillows  
 Standard Finish: Available only as shown  
 - Palm Coast  
 Available only as shown - Shown in 4105-11  
 Gr. 2, two 20" Throw Pillows in 6325-61 Gr. 6  
 with Cord, two 18" Throw Pillows in 4106-21  
 Gr. 2 with Cord, finish Available only as shown  
 - Palm Coast  
*Shown on pages 49 and 50*

Also Available  
**7844-33 Shoreline Sofa**

*Bali Hai*  
**Tommy Bahama**  
 HOME



**FURNITURE CARE:**

- Avoid prolonged exposure to direct sunlight.
- Do not leave plastic or rubber materials on wood surfaces.
- Wipe up spills immediately.
- Clean with a non-silicone furniture polish, rubbing with the grain.
- Avoid common hazards such as hot dishes (use a protective pad), harsh solvents (nail polish remover, alcohol), and abrasives.

**BRASS AND METAL CARE:**

- Maintain with regular dusting.
- Wipe up spills immediately.
- Clean with mild soap and water, dry thoroughly. Do not use a brass cleaner (it will damage the lacquer)

**UPHOLSTERY CARE:**

- See your Lexington Upholstery dealer, visit [www.lexington.com](http://www.lexington.com), or call 336.474.5300, ext. 2.
- Never remove cushion covers for cleaning
  - Never use bleach or any tumble method of cleaning

**CONSTRUCTION NOTE:**

In order to provide our customers with the best possible quality and value, this collection includes items or components produced outside the United States. All Lexington Home Brands furniture is produced to Lexington Home Brands design and material specifications and crafted to meet the highest quality standards.

**NOTE TO FURNITURE RETAILERS:**

Possession of this catalog does not constitute authority to purchase, and the furnishing of this catalog does not constitute an offer by the Company to sell any of the items contained herein. Lexington Home Brands (LHB) reserves the right to alter specifications or discontinue items at any time without advance notice. All price lists and catalogs remain the property of LHB, and may not be copied or in any way duplicated without the express written consent of LHB, and must be returned, or made available, without cost, to LHB promptly should the relationship be terminated by either party. Failure to observe this restriction may result in termination, legal action or both.

**FIND US ON THE WEB:**

- [lexington.com](http://lexington.com)
- [facebook.com/lexington](https://facebook.com/lexington)
- [pinterest.com/lexhomebrands](https://pinterest.com/lexhomebrands)
- [twitter.com/lexhomebrands](https://twitter.com/lexhomebrands)
- [instagram.com/lexhomebrands](https://instagram.com/lexhomebrands)
- [houzz.com/user/lexingtonfurniture](https://houzz.com/user/lexingtonfurniture)
- [youtube.com/lexington](https://youtube.com/lexington)

Copyright©2014  
 HPS-7.5M-12/14



# Bali Hai



To purchase a Tommy Bahama Home Bali Hai catalog or locate a dealer in your area, call 336.474.5444 or visit [tbfurniture.com](http://tbfurniture.com).

*Tommy Bahama*  
HOME

[tbfurniture.com](http://tbfurniture.com)

9802-593c