

Please print the document at 100% for an accurate scale results.

## TAYLOR MADE: STANDARD

Design your own seating arrangement with Taylor Made by Taylor King. Arrange it to suit your specific needs, and select your favorite back cushion, arm and base styles. In just five easy steps, you have a custom sectional, sofa, loveseat or chair that's uniquely your own.

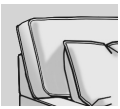
### STEP 1 STANDARD DEPTH:

- STANDARD - OVERALL DEPTH: 39.5"  
OVERALL HEIGHT: 38"

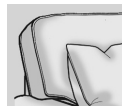
#### SOFA, LOVESEAT AND CHAIRS / SECTIONAL PIECES:

Overall height-38" / Overall depth-39.5"  
Inside depth-22" / Arm height-24.5" / Seat height-21.5"  
19" Throw Pillows. No pillows standard on leather.  
Skirted items not available in leather.  
1/2" nails are standard on leather.

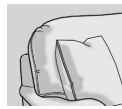
### STEP 2 CHOOSE YOUR BACK: LOOSE STANDARD / SEMI-ATTACHED OPTIONAL



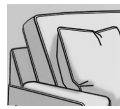
44 SQUARE BOX BORDER BACK



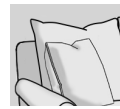
45 ROUND BOX BORDER BACK



46 KNIFE EDGE BORDER BACK



47 BOX BORDER BACK / NO "T" SHAPE



48 BED PILLOW BACK (LOOSE ONLY)

### STEP 3 CHOOSE YOUR SEATING: YOUR CHOICE OF OTTOMAN, CHAIR, LOVESEAT AND SOFA

Quarter Inch Scale Drawing



4500-0 CORRELATING OTTOMAN FOR -38 H20" D23" W31"



4501-0 BUMPER OTTOMAN H21.5" D23" W31"



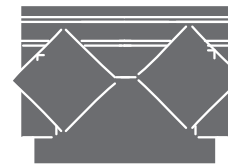
4502-0 SQUARE BUMPER OTTOMAN H21.5" D29" W29"



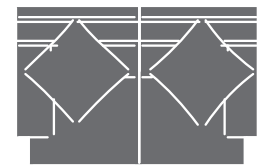
4590-0 CORRELATING OTTOMAN FOR -52 H20" D27" W47"



-38 CHAIR W38"



-52 CHAIR & A HALF W52"



-60 TWO CUSHION LOVESEAT W60"



-64 TWO CUSHION LOVESEAT W64"



-68 TWO CUSHION LOVESEAT W68"



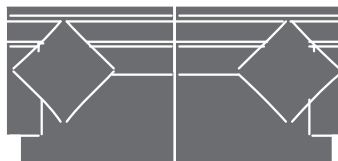
-72 TWO CUSHION MINI SOFA W72"



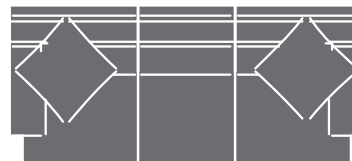
-76 TWO CUSHION MINI SOFA W76"



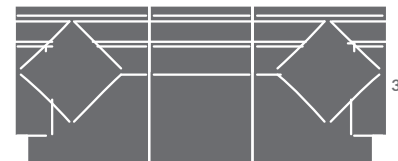
-80 TWO CUSHION SOFA W80"



-84 TWO CUSHION SOFA W84"



-88 THREE CUSHION SOFA W88"



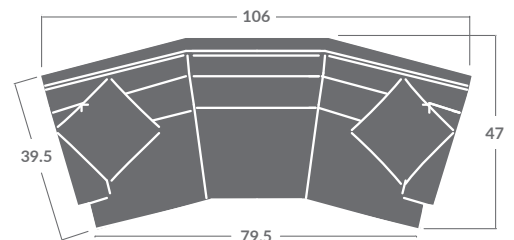
-92 THREE CUSHION SOFA W92"



-96 THREE CUSHION SOFA W96"



-112 FOUR CUSHION SOFA W112"



-106 CONVERSATION SOFA W106"

# STEP 3 CHOOSE YOUR SEATING: YOUR CHOICE OF SECTIONAL PIECES

Quarter Inch Scale Drawing



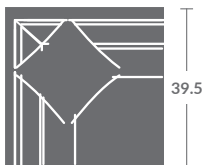
-10  
ARMLESS CHAIR  
W24"



-11  
LEFT ARM CHAIR  
W33"



-12  
RIGHT ARM CHAIR  
W33"



-15  
CORNER CHAIR  
W39.5"



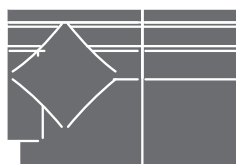
-45  
LEFT ARM  
CHAISE  
W40" D63"



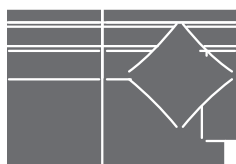
-46  
RIGHT ARM  
CHAISE  
W40" D63"



-20  
ARMLESS LOVESEAT  
W48"



-21  
LEFT ARM LOVESEAT  
W57"



-22  
RIGHT ARM LOVESEAT  
W57"




-30  
ARMLESS SOFA  
W72"



-31  
LEFT ARM SOFA  
W81.5"



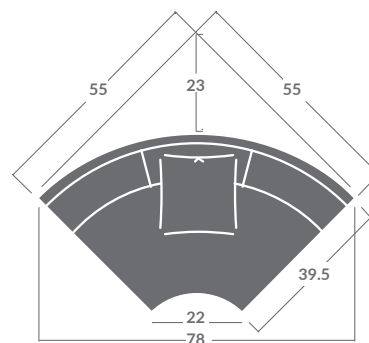
-32  
RIGHT ARM SOFA  
W81.5"



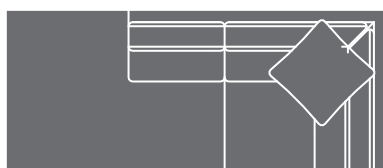
-33  
LEFT ARM CORNER SOFA  
W95.5"



-34  
RIGHT ARM CORNER SOFA  
W95.5"



-25  
QUARTER TURN



-49  
LEFT OPEN END ARMLESS CORNER SOFA  
W93"



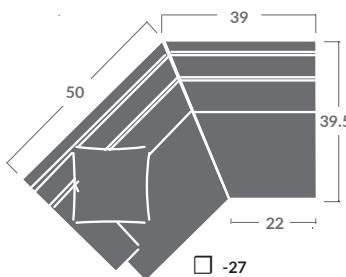
-50  
RIGHT OPEN END ARMLESS  
CORNER SOFA  
W93"



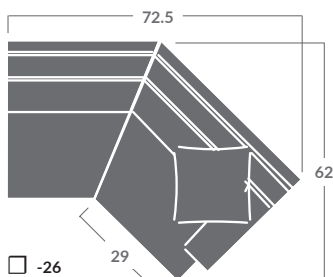
-61  
LEFT OPEN END  
ARMLESS LOVESEAT  
W53.5"



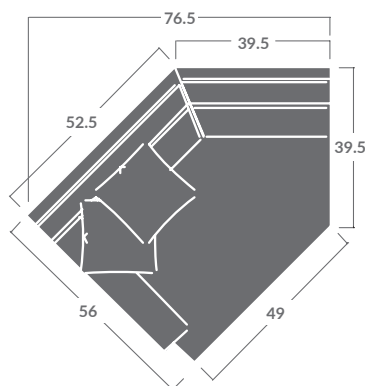
-62  
RIGHT OPEN END  
ARMLESS LOVESEAT  
W53.5"



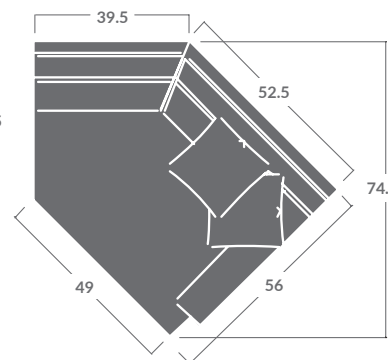
-27  
LEFT ARM  
ANGLE LOVESEAT



-26  
RIGHT ARM  
ANGLE LOVESEAT



-47  
LEFT ARM  
CUDDLE CHAISE

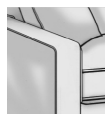


-48  
RIGHT ARM  
CUDDLE CHAISE

## STEP 4 CHOOSE YOUR ARM:



-3  
TRACK ARM W/  
T-CUSHION  
2 1/2" LESS  
PER ARM



-1  
TRACK ARM W/  
SQ. CUSHION  
2 1/2" LESS  
PER ARM



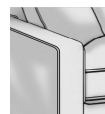
-12  
WIDE TRACK  
ARM W/  
T-CUSHION



-11  
WIDE TRACK  
ARM W/ SQ.  
CUSHION



-20  
HALF SOCK  
TRACK ARM  
W/T-CUSHION  
2 1/2" LESS  
PER ARM



-21  
HALF SOCK  
TRACK ARM  
W/ SQ. CUSHION  
2 1/2" LESS  
PER ARM



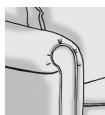
-22  
WIDE HALF  
SOCK TRACK  
ARM W/  
T-CUSHION



-23  
WIDE HALF  
SOCK TRACK  
ARM W/  
SQ. CUSHION



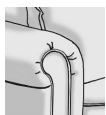
-13  
PANEL ARM W/  
T-CUSHION  
2 1/2" LESS  
PER ARM



-14  
PANEL ARM W/  
SQ. CUSHION  
2 1/2" LESS  
PER ARM



-4  
WIDE PANEL  
ARM W/  
T-CUSHION



-2  
WIDE PANEL  
ARM W/  
SQ. CUSHION



-15  
PLEATED ARM  
W/ T-CUSHION  
NO NAILS  
AVAILABLE  
THIS ARM  
2 1/2" LESS  
PER ARM



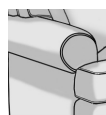
-16  
PLEATED ARM  
W/ SQ. CUSHION  
NO NAILS  
AVAILABLE  
THIS ARM  
2 1/2" LESS  
PER ARM



-5  
WIDE PLEATED  
ARM W/  
T-CUSHION  
NO NAILS  
AVAILABLE  
THIS ARM



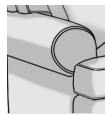
-8  
WIDE PLEATED  
ARM W/ SQ.  
CUSHION  
NO NAILS  
AVAILABLE  
THIS ARM



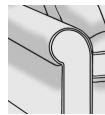
-17  
ROLL ARM  
W/ T-CUSHION  
NO NAILS  
AVAILABLE  
THIS ARM  
2 1/2" LESS  
PER ARM



-18  
ROLL ARM  
W/ SQ. CUSHION  
NO NAILS  
AVAILABLE  
THIS ARM  
2 1/2" LESS  
PER ARM



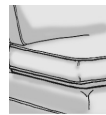
-6  
WIDE ROLL  
ARM W/  
T-CUSHION  
NO NAILS  
AVAILABLE  
THIS ARM



-9  
WIDE ROLL  
ARM W/ SQ.  
CUSHION  
NO NAILS  
AVAILABLE  
THIS ARM



-19  
ENGLISH ARM  
W/ T-CUSHION  
2 1/2" LESS  
PER ARM



-0  
ARMLESS

## STEP 5 CHOOSE YOUR BASE STYLE:



-9  
9" SKIRT



-0  
WATERFALL  
SKIRT



-6  
UPHOLSTERED  
TO THE FLOOR  
BORDERLESS



-7  
UPHOLSTERED  
TO THE FLOOR  
W/ BORDER



-1  
ABILENE  
FOOT



-3  
MONTANA  
FOOT



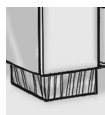
-8  
CALIFORNIA  
FOOT



-2  
DAKOTA  
FOOT

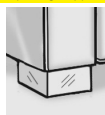


-5  
VERMONT  
5 1/2" FOOT



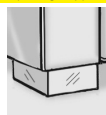
-4  
NEVADA  
7" FOOT

\*Upcharge Applies



-10C  
CARBON METAL  
 -10A  
AGED BRASS  
METAL  
 -10N  
NICKEL METAL  
MAINE  
5 1/2" FOOT

\*Upcharge Applies



-11C  
CARBON METAL  
 -11A  
AGED BRASS  
METAL  
 -11N  
NICKEL METAL  
OREGON  
7" FOOT

## STEP 6 CHOOSE YOUR CUSHION DETAILS:

All styles standard with welt on seat and back cushions.

WELTLESS SEAT AND BACK CUSHIONS. NO UPCHARGE.

EDGE STITCH SEAT AND BACK CUSHIONS. UPCHARGE APPLIES.

BASEBALL STITCH SEAT AND BACK CUSHIONS. UPCHARGE APPLIES.

Please print the document at 100% for an accurate scale results.

## TAYLOR MADE: PLUSH

Design your own seating arrangement with Taylor Made by Taylor King. Arrange it to suit your specific needs, and select your favorite back cushion, arm and base styles. In just five easy steps, you have a custom sectional, sofa, loveseat or chair that's uniquely your own.

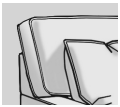
### STEP 1 PLUSH DEPTH:

- PLUSH - OVERALL DEPTH: 41.5"**  
**OVERALL HEIGHT: 38"**

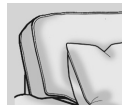
#### SOFA, LOVESEAT AND CHAIRS / SECTIONAL PIECES:

Overall height-38" / Overall depth-41.5"  
Inside depth-24" / Arm height-24.5" / Seat height-21.5"  
19" Throw Pillows - Arms & Corners  
21" Throw Pillows - Arms Only  
No pillows standard on leather.  
Skirted items not available in leather.  
1/2" nails are standard on leather.

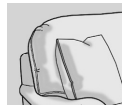
### STEP 2 CHOOSE YOUR BACK: LOOSE STANDARD / SEMI-ATTACHED OPTIONAL




44 SQUARE BOX BORDER BACK



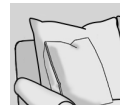
45 ROUND BOX BORDER BACK



46 KNIFE EDGE BORDER BACK



47 BOX BORDER BACK /NO "T" SHAPE



48 BED PILLOW BACK (LOOSE ONLY)

### STEP 3 CHOOSE YOUR SEATING: YOUR CHOICE OF OTTOMAN, CHAIR, LOVESEAT AND SOFA

Quarter Inch Scale Drawing



4500-0 CORRELATING OTTOMAN FOR -38 H20" D23" W31"



4501-0 BUMPER OTTOMAN H21.5" D23" W31"



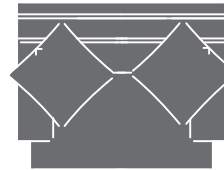
4502-0 SQUARE BUMPER OTTOMAN H21.5" D29" W29"



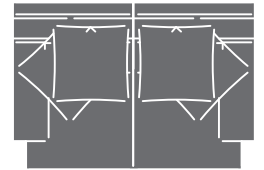
4590-0 CORRELATING OTTOMAN FOR -52 H20" D27" W47"



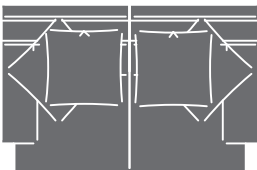
-38 CHAIR W38"



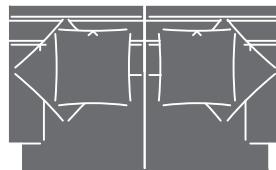
-52 CHAIR & A HALF W52"



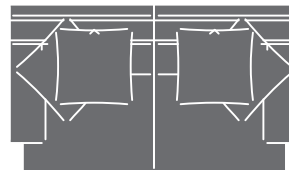
-60 TWO CUSHION LOVESEAT W60"



-64 TWO CUSHION LOVESEAT W64"



-68 TWO CUSHION LOVESEAT W68"



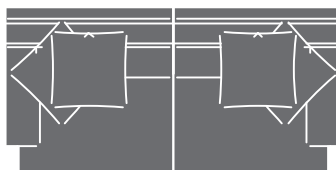
-72 TWO CUSHION MINI SOFA W72"



-76 TWO CUSHION MINI SOFA W76"



-80 TWO CUSHION SOFA W80"



-84 TWO CUSHION SOFA W84"




-88 THREE CUSHION SOFA W88"



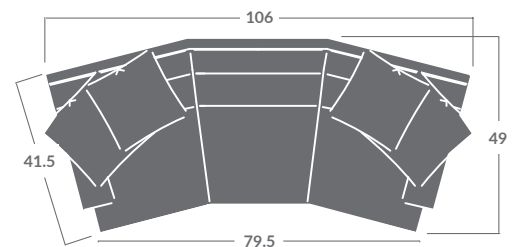
-92 THREE CUSHION SOFA W92"



-96 THREE CUSHION SOFA W96"



-112 FOUR CUSHION SOFA W112"



-106 CONVERSATION SOFA W106"

# STEP 3 CHOOSE YOUR SEATING: YOUR CHOICE OF SECTIONAL PIECES

Quarter Inch Scale Drawing



-10  
ARMLESS CHAIR  
W24"



-11  
LEFT ARM CHAIR  
W33"



-12  
RIGHT ARM CHAIR  
W33"



-15  
CORNER CHAIR  
W41.5"



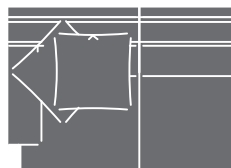
-45  
LEFT ARM  
CHAISE  
W40" D65"



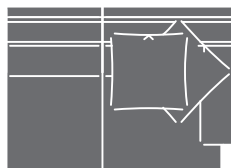
-46  
RIGHT ARM  
CHAISE  
W40" D65"




-20  
ARMLESS LOVESEAT  
W48"



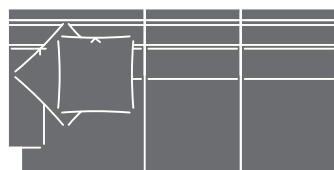
-21  
LEFT ARM LOVESEAT  
W57"



-22  
RIGHT ARM LOVESEAT  
W57"



-30  
ARMLESS SOFA  
W72"



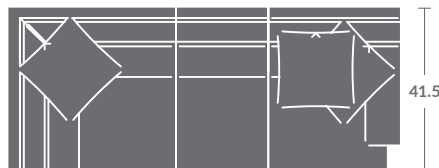
-31  
LEFT ARM SOFA  
W81"



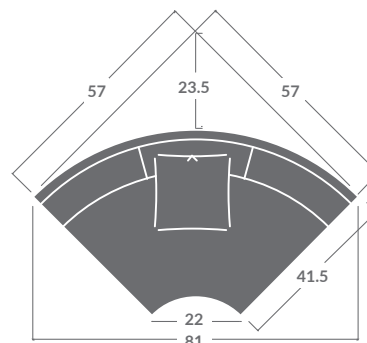
-32  
RIGHT ARM SOFA  
W81"



-33  
LEFT ARM CORNER SOFA  
W97.5"



-34  
RIGHT ARM CORNER SOFA  
W97.5"



-25  
QUARTER TURN



-49  
LEFT OPEN END ARMLESS CORNER SOFA  
W95"



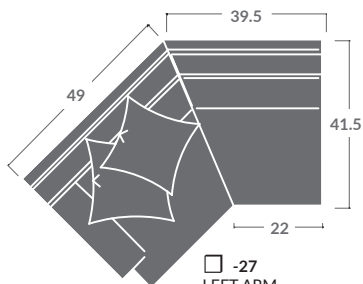
-50  
RIGHT OPEN END ARMLESS CORNER SOFA  
W95"



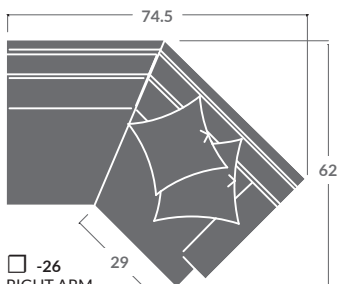
-61  
LEFT OPEN END  
ARMLESS LOVESEAT  
W53.5"



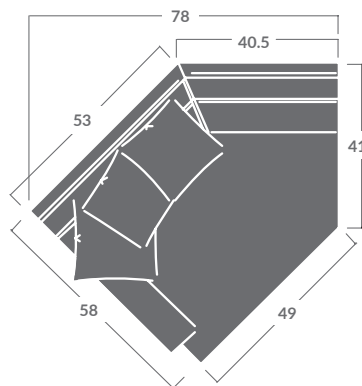
-62  
RIGHT OPEN END  
ARMLESS LOVESEAT  
W53.5"



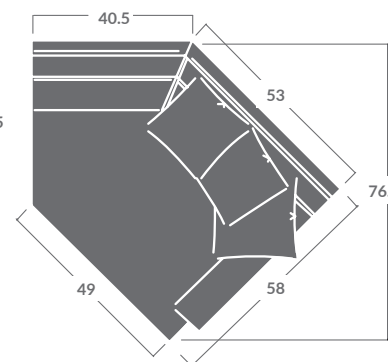
-27  
LEFT ARM  
ANGLE LOVESEAT



-26  
RIGHT ARM  
ANGLE LOVESEAT



-47  
LEFT ARM  
CUDDLE CHAISE

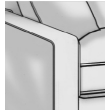


-48  
RIGHT ARM  
CUDDLE CHAISE

## STEP 4 CHOOSE YOUR ARM:



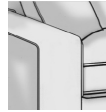
-3  
TRACK ARM W/  
T-CUSHION  
2 1/2" LESS  
PER ARM



-1  
TRACK ARM W/  
SQ. CUSHION  
2 1/2" LESS  
PER ARM



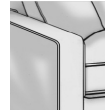
-12  
WIDE TRACK  
ARM W/  
T-CUSHION



-11  
WIDE TRACK  
ARM W/ SQ.  
CUSHION



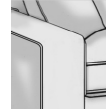
-20  
HALF SOCK  
TRACK ARM  
W/T-CUSHION  
2 1/2" LESS  
PER ARM



-21  
HALF SOCK  
TRACK ARM  
W/ SQ. CUSHION  
2 1/2" LESS  
PER ARM



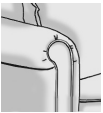
-22  
WIDE HALF  
SOCK TRACK  
ARM W/  
T-CUSHION



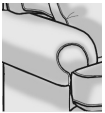
-23  
WIDE HALF  
SOCK TRACK  
ARM W/  
SQ. CUSHION



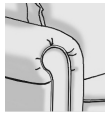
-13  
PANEL ARM W/  
T-CUSHION  
2 1/2" LESS  
PER ARM



-14  
PANEL ARM W/  
SQ. CUSHION  
2 1/2" LESS  
PER ARM



-4  
WIDE PANEL  
ARM W/  
T-CUSHION



-2  
WIDE PANEL  
ARM W/  
SQ. CUSHION



-15  
PLEATED ARM  
W/ T-CUSHION  
NO NAILS  
AVAILABLE  
THIS ARM  
2 1/2" LESS  
PER ARM



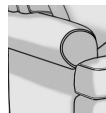
-16  
PLEATED ARM  
W/ SQ. CUSHION  
NO NAILS  
AVAILABLE  
THIS ARM  
2 1/2" LESS  
PER ARM



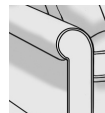
-5  
WIDE PLEATED  
ARM W/  
T-CUSHION  
NO NAILS  
AVAILABLE  
THIS ARM



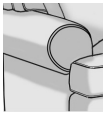
-8  
WIDE PLEATED  
ARM W/ SQ.  
CUSHION  
NO NAILS  
AVAILABLE  
THIS ARM



-17  
ROLL ARM  
W/ T-CUSHION  
NO NAILS  
AVAILABLE  
THIS ARM  
2 1/2" LESS  
PER ARM



-18  
ROLL ARM  
W/ SQ. CUSHION  
NO NAILS  
AVAILABLE  
THIS ARM  
2 1/2" LESS  
PER ARM



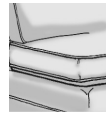
-6  
WIDE ROLL  
ARM W/  
T-CUSHION  
NO NAILS  
AVAILABLE  
THIS ARM



-9  
WIDE ROLL  
ARM W/ SQ.  
CUSHION  
NO NAILS  
AVAILABLE  
THIS ARM



-19  
ENGLISH ARM  
W/ T-CUSHION  
2 1/2" LESS  
PER ARM



-0  
ARMLESS

## STEP 5 CHOOSE YOUR BASE STYLE:



-9  
9" SKIRT



-0  
WATERFALL  
SKIRT



-6  
UPHOLSTERED  
TO THE FLOOR  
BORDERLESS



-7  
UPHOLSTERED  
TO THE FLOOR  
W/ BORDER



-1  
ABILENE  
FOOT




-3  
MONTANA  
FOOT



-8  
CALIFORNIA  
FOOT



-2  
DAKOTA  
FOOT



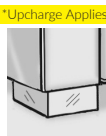
-5  
VERMONT  
5 1/2" FOOT



-4  
NEVADA  
7" FOOT



-10C  
CARBON METAL  
 -10A  
AGED BRASS  
METAL  
 -10N  
NICKEL METAL  
MAINE  
5 1/2" FOOT



-11C  
CARBON METAL  
 -11A  
AGED BRASS  
METAL  
 -11N  
NICKEL METAL  
OREGON  
7" FOOT

## STEP 6 CHOOSE YOUR CUSHION DETAILS:

All styles standard with welt on seat and back cushions.

WELTLESS SEAT AND BACK CUSHIONS. NO UPCHARGE.

EDGE STITCH SEAT AND BACK CUSHIONS. **UPCHARGE APPLIES.**

BASEBALL STITCH SEAT AND BACK CUSHIONS. **UPCHARGE APPLIES.**

Please print the document at 100% for an accurate scale results.

## TAYLOR MADE: URBAN

Design your own seating arrangement with Taylor Made by Taylor King. Arrange it to suit your specific needs, and select your favorite back cushion, arm and base styles. In just five easy steps, you have a custom sectional, sofa, loveseat or chair that's uniquely your own.

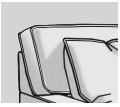
### STEP 1 URBAN LOWER HEIGHT:

#### SOFA, LOVESEAT AND CHAIRS / SECTIONAL PIECES:

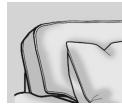
Overall height-33" / Overall depth-41"  
 Inside depth-24" / Arm height-23" / Seat height-19"  
 19" Throw Pillows. No pillows standard on leather.  
 Skirted items not available in leather.  
 1/2" nails are standard on leather.

**U**  URBAN - OVERALL DEPTH: 41"  
 OVERALL HEIGHT: 33"

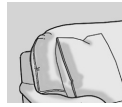
### STEP 2 CHOOSE YOUR BACK: LOOSE STANDARD / SEMI-ATTACHED OPTIONAL



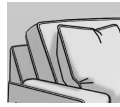
54 SQUARE BOX BORDER BACK



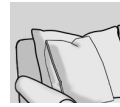
55 ROUND BOX BORDER BACK



56 KNIFE EDGE BORDER BACK



57 BOX BORDER BACK / NO "T" SHAPE



58 BED PILLOW BACK (LOOSE ONLY)

### STEP 3 CHOOSE YOUR SEATING: YOUR CHOICE OF OTTOMAN, CHAIR, LOVESEAT AND SOFA

Quarter Inch Scale Drawing

4500-0 CORRELATING OTTOMAN FOR -38 H20" D23" W31"

4501-0 BUMPER OTTOMAN H21.5" D23" W31"

4502-0 SQUARE BUMPER OTTOMAN H21.5" D29" W29"

4590-0 CORRELATING OTTOMAN FOR -52 H20" D27" W47"

-38 CHAIR W38"

-52 CHAIR & A HALF W52"

-60 TWO CUSHION LOVESEAT W60"

-64 TWO CUSHION LOVESEAT W64"

-68 TWO CUSHION LOVESEAT W68"

-72 TWO CUSHION MINI SOFA W72"

-76 TWO CUSHION MINI SOFA W76"

-80 TWO CUSHION SOFA W80"

-84 TWO CUSHION SOFA W84"

-88 THREE CUSHION SOFA W88"

-92 THREE CUSHION SOFA W92"

-96 THREE CUSHION SOFA W96"

-112 FOUR CUSHION SOFA W112"

-106 CONVERSATION SOFA W106"

# STEP 3 CHOOSE YOUR SEATING: YOUR CHOICE OF SECTIONAL PIECES

Quarter Inch Scale Drawing



-10  
ARMLESS CHAIR  
W24"



-11  
LEFT ARM CHAIR  
W33"



-12  
RIGHT ARM CHAIR  
W33"




-15  
CORNER CHAIR  
41"



-45  
LEFT ARM  
CHAISE  
W40" D65"



-46  
RIGHT ARM  
CHAISE  
W40" D65"




-20  
ARMLESS LOVESEAT  
W48"



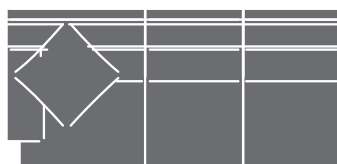
-21  
LEFT ARM LOVESEAT  
W57"



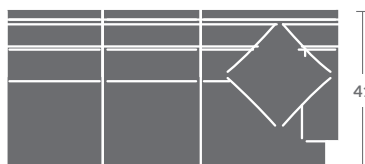
-22  
RIGHT ARM LOVESEAT  
W57"




-30  
ARMLESS SOFA  
W72"



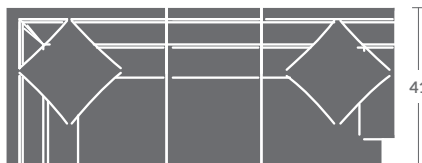
-31  
LEFT ARM SOFA  
W81.5"



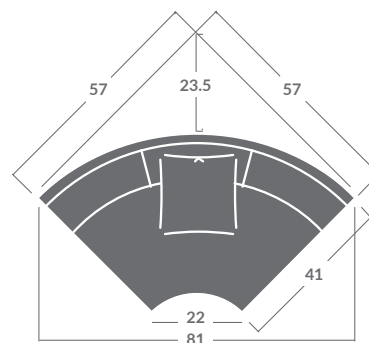
-32  
RIGHT ARM SOFA  
W81.5"



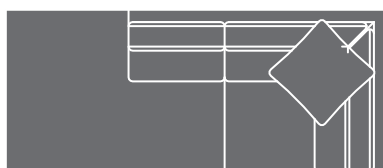
-33  
LEFT ARM CORNER SOFA  
W97.5"



-34  
RIGHT ARM CORNER SOFA  
W97.5"



-25  
QUARTER TURN



-49  
LEFT OPEN END ARMLESS CORNER SOFA  
W93"



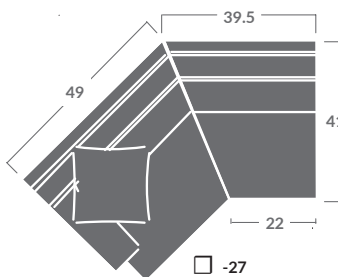
-50  
RIGHT OPEN END ARMLESS CORNER SOFA  
W93"



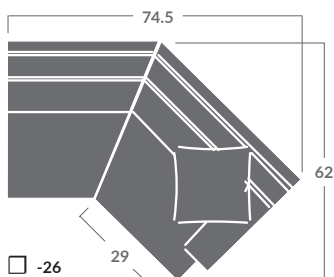
-61  
LEFT OPEN END  
ARMLESS LOVESEAT  
W53.5"



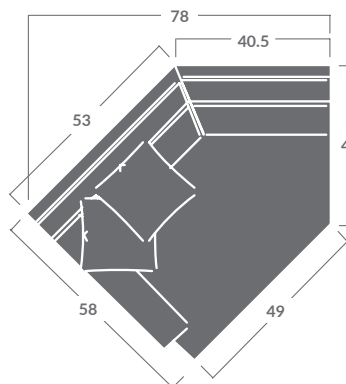
-62  
RIGHT OPEN END  
ARMLESS LOVESEAT  
W53.5"



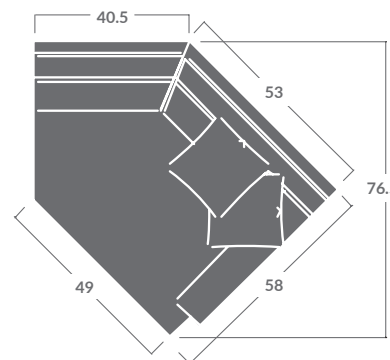
-27  
LEFT ARM  
ANGLE LOVESEAT



-26  
RIGHT ARM  
ANGLE LOVESEAT



-47  
LEFT ARM  
CUDDLE CHAISE



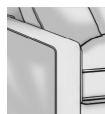
-48  
RIGHT ARM  
CUDDLE CHAISE



## STEP 4 CHOOSE YOUR ARM:



-3 TRACK ARM W/ T-CUSHION  
2 1/2" LESS PER ARM



-1 TRACK ARM W/ SQ. CUSHION  
2 1/2" LESS PER ARM



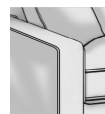
-12 WIDE TRACK ARM W/ T-CUSHION



-11 WIDE TRACK ARM W/ SQ. CUSHION



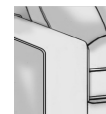
-20 HALF SOCK TRACK ARM W/ T-CUSHION  
2 1/2" LESS PER ARM



-21 HALF SOCK TRACK ARM W/ SQ. CUSHION  
2 1/2" LESS PER ARM



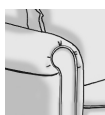
-22 WIDE HALF SOCK TRACK ARM W/ T-CUSHION



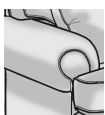
-23 WIDE HALF SOCK TRACK ARM W/ SQ. CUSHION



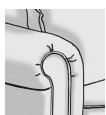
-13 PANEL ARM W/ T-CUSHION  
2 1/2" LESS PER ARM



-14 PANEL ARM W/ SQ. CUSHION  
2 1/2" LESS PER ARM



-4 WIDE PANEL ARM W/ T-CUSHION



-2 WIDE PANEL ARM W/ SQ. CUSHION



-15 PLEATED ARM W/ T-CUSHION  
NO NAILS AVAILABLE THIS ARM  
2 1/2" LESS PER ARM



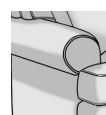
-16 PLEATED ARM W/ SQ. CUSHION  
NO NAILS AVAILABLE THIS ARM  
2 1/2" LESS PER ARM



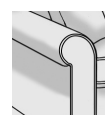
-5 WIDE PLEATED ARM W/ T-CUSHION  
NO NAILS AVAILABLE THIS ARM



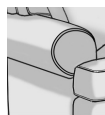
-8 WIDE PLEATED ARM W/ SQ. CUSHION  
NO NAILS AVAILABLE THIS ARM



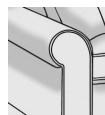
-17 ROLL ARM W/ T-CUSHION  
NO NAILS AVAILABLE THIS ARM  
2 1/2" LESS PER ARM



-18 ROLL ARM W/ SQ. CUSHION  
NO NAILS AVAILABLE THIS ARM  
2 1/2" LESS PER ARM



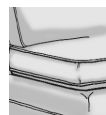
-6 WIDE ROLL ARM W/ T-CUSHION  
NO NAILS AVAILABLE THIS ARM



-9 WIDE ROLL ARM W/ SQ. CUSHION  
NO NAILS AVAILABLE THIS ARM

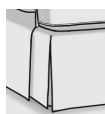


-19 ENGLISH ARM W/ T-CUSHION  
2 1/2" LESS PER ARM



-0 ARMLESS

## STEP 5 CHOOSE YOUR BASE STYLE:



-0 WATERFALL SKIRT



-6 UPHOLSTERED TO THE FLOOR BORDERLESS



-1 ABILENE FOOT



-3 MONTANA FOOT



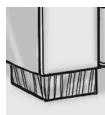
-8 CALIFORNIA FOOT



-2 DAKOTA FOOT



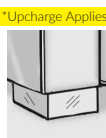
-5 VERMONT 5 1/2" FOOT



-4 NEVADA 7" FOOT



-10C CARBON METAL  
 -10A AGED BRASS METAL  
 -10N NICKEL METAL MAINE 5 1/2" FOOT



-11C CARBON METAL  
 -11A AGED BRASS METAL  
 -11N NICKEL METAL OREGON 7" FOOT

## STEP 6 CHOOSE YOUR CUSHION DETAILS:

All styles standard with welt on seat and back cushions.

WELTLESS SEAT AND BACK CUSHIONS. NO UPCHARGE.

EDGE STITCH SEAT AND BACK CUSHIONS. UPCHARGE APPLIES.

BASEBALL STITCH SEAT AND BACK CUSHIONS. UPCHARGE APPLIES.

Please print the document at 100% for an accurate scale results.

## TAYLOR MADE: TALL

Design your own seating arrangement with Taylor Made by Taylor King. Arrange it to suit your specific needs, and select your favorite back cushion, arm and base styles. In just five easy steps, you have a custom sectional, sofa, loveseat or chair that's uniquely your own.

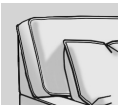
### STEP 1 TALL BACK:

- TALL - OVERALL DEPTH: 42.5"  
OVERALL BACK HEIGHT: 40.5"

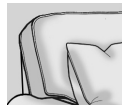
#### SOFA, LOVESEAT AND CHAIRS / SECTIONAL PIECES:

Overall height-40.5" / Overall depth-42.5"  
Inside depth-24" / Arm height-24.5" / Seat height-21.5"  
19" Throw Pillows - Arms & Corners  
21" Throw Pillows - Arms Only  
No pillows standard on leather.  
Skirted items not available in leather.  
1/2" nails are standard on leather.

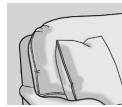
### STEP 2 CHOOSE YOUR BACK: LOOSE STANDARD / SEMI-ATTACHED OPTIONAL




24 SQUARE BOX BORDER BACK



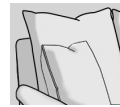
25 ROUND BOX BORDER BACK



26 KNIFE EDGE BORDER BACK



27 BOX BORDER BACK / NO "T" SHAPE



28 BED PILLOW BACK (LOOSE ONLY)

### STEP 3 CHOOSE YOUR SEATING: YOUR CHOICE OF OTTOMAN, CHAIR, LOVESEAT AND SOFA

Quarter Inch Scale Drawing



4500-0 CORRELATING OTTOMAN FOR -38 H20" D23" W31"



4501-0 BUMPER OTTOMAN H21.5" D23" W31"



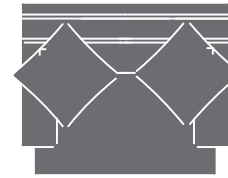
4502-0 SQUARE BUMPER OTTOMAN H21.5" D29" W29"



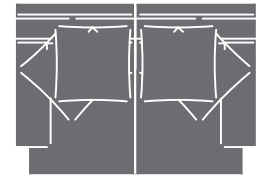
4590-0 CORRELATING OTTOMAN FOR -52 H20" D27" W47"



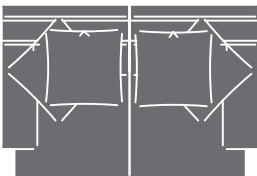
-38 CHAIR W38"



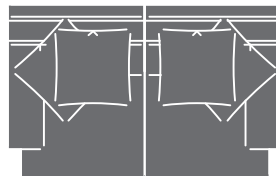
-52 CHAIR & A HALF W52"



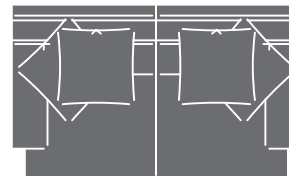
-60 TWO CUSHION LOVESEAT W60"



-64 TWO CUSHION LOVESEAT W64"



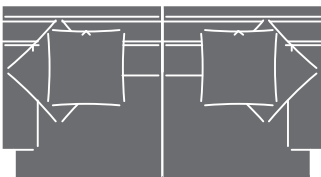
-68 TWO CUSHION LOVESEAT W68"



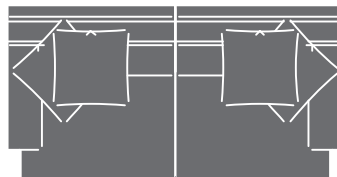
-72 TWO CUSHION MINI SOFA W72"



-76 TWO CUSHION MINI SOFA W76"



-80 TWO CUSHION SOFA W80"



-84 TWO CUSHION SOFA W84"




-88 THREE CUSHION SOFA W88"



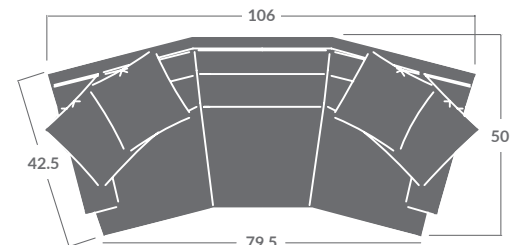
-92 THREE CUSHION SOFA W92"



-96 THREE CUSHION SOFA W96"



-112 FOUR CUSHION SOFA W112"



-106 CONVERSATION SOFA W106"

# STEP 3 CHOOSE YOUR SEATING: YOUR CHOICE OF SECTIONAL PIECES

Quarter Inch Scale Drawing



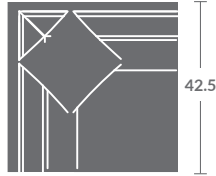
-10  
ARMLESS CHAIR  
W24"



-11  
LEFT ARM CHAIR  
W33"



-12  
RIGHT ARM CHAIR  
W33"



-15  
CORNER CHAIR  
W42.5"



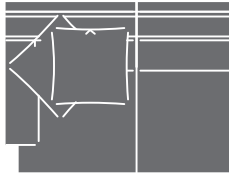
-45  
LEFT ARM  
CHAISE  
W40" D66"



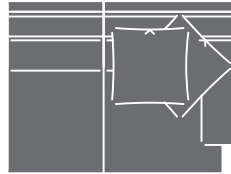
-46  
RIGHT ARM  
CHAISE  
W40" D66"




-20  
ARMLESS LOVESEAT  
W48"



-21  
LEFT ARM LOVESEAT  
W57"



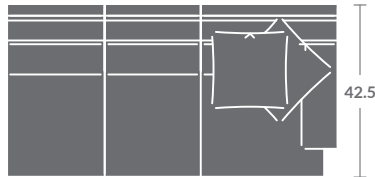
-22  
RIGHT ARM LOVESEAT  
W57"



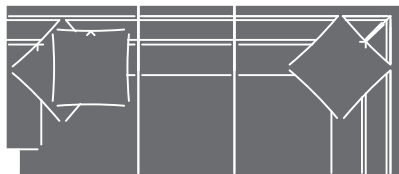
-30  
ARMLESS SOFA  
W72"



-31  
LEFT ARM SOFA  
W81.5"



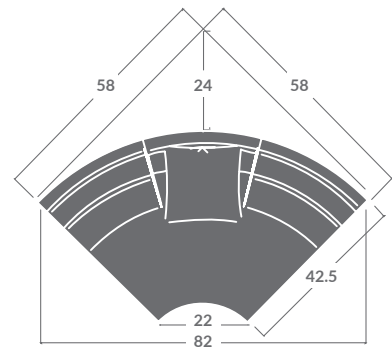
-32  
RIGHT ARM SOFA  
W81.5"



-33  
LEFT ARM CORNER SOFA  
W98.5"



-34  
RIGHT ARM CORNER SOFA  
W98.5"



-25  
QUARTER TURN



-49  
LEFT OPEN END ARMLESS CORNER SOFA  
W96"



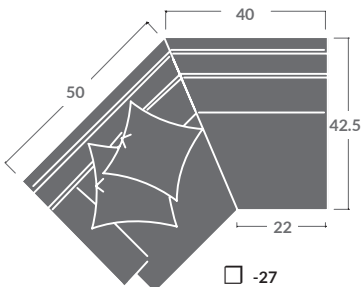
-50  
RIGHT OPEN END ARMLESS CORNER SOFA  
W96"



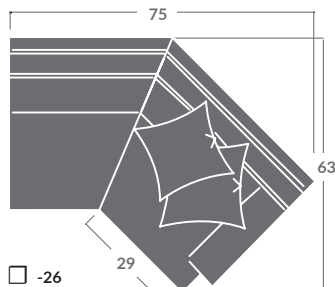
-61  
LEFT OPEN END  
ARMLESS LOVESEAT  
W53.5"



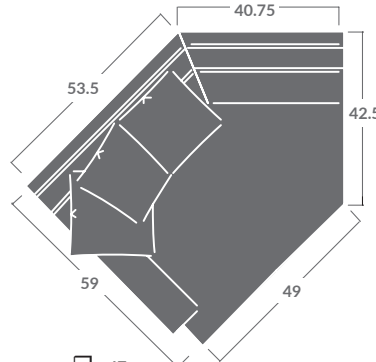
-62  
RIGHT OPEN END  
ARMLESS LOVESEAT  
W53.5"



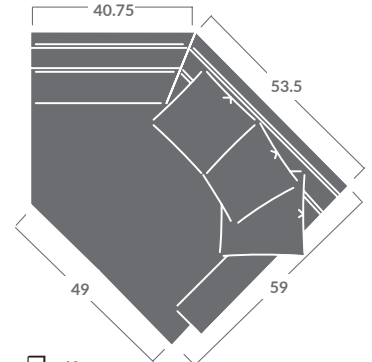
-27  
LEFT ARM  
ANGLE LOVESEAT



-26  
RIGHT ARM  
ANGLE LOVESEAT



-47  
LEFT ARM  
CUDDLE CHAISE



-48  
RIGHT ARM  
CUDDLE CHAISE

## STEP 4 CHOOSE YOUR ARM:



-3 TRACK ARM W/ T-CUSHION  
2 1/2" LESS PER ARM



-1 TRACK ARM W/ SQ. CUSHION  
2 1/2" LESS PER ARM



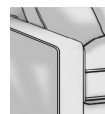
-12 WIDE TRACK ARM W/ T-CUSHION



-11 WIDE TRACK ARM W/ SQ. CUSHION



-20 HALF SOCK TRACK ARM W/ T-CUSHION  
2 1/2" LESS PER ARM



-21 HALF SOCK TRACK ARM W/ SQ. CUSHION  
2 1/2" LESS PER ARM



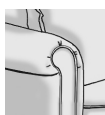
-22 WIDE HALF SOCK TRACK ARM W/ T-CUSHION



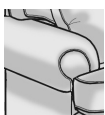
-23 WIDE HALF SOCK TRACK ARM W/ SQ. CUSHION



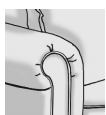
-13 PANEL ARM W/ T-CUSHION  
2 1/2" LESS PER ARM



-14 PANEL ARM W/ SQ. CUSHION  
2 1/2" LESS PER ARM



-4 WIDE PANEL ARM W/ T-CUSHION



-2 WIDE PANEL ARM W/ SQ. CUSHION



-15 PLEATED ARM W/ T-CUSHION  
NO NAILS AVAILABLE THIS ARM  
2 1/2" LESS PER ARM



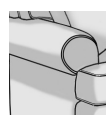
-16 PLEATED ARM W/ SQ. CUSHION  
NO NAILS AVAILABLE THIS ARM  
2 1/2" LESS PER ARM



-5 WIDE PLEATED ARM W/ T-CUSHION  
NO NAILS AVAILABLE THIS ARM



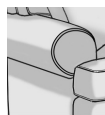
-8 WIDE PLEATED ARM W/ SQ. CUSHION  
NO NAILS AVAILABLE THIS ARM



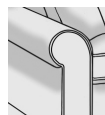
-17 ROLL ARM W/ T-CUSHION  
NO NAILS AVAILABLE THIS ARM  
2 1/2" LESS PER ARM



-18 ROLL ARM W/ SQ. CUSHION  
NO NAILS AVAILABLE THIS ARM  
2 1/2" LESS PER ARM



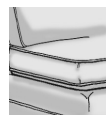
-6 WIDE ROLL ARM W/ T-CUSHION  
NO NAILS AVAILABLE THIS ARM



-9 WIDE ROLL ARM W/ SQ. CUSHION  
NO NAILS AVAILABLE THIS ARM



-19 ENGLISH ARM W/ T-CUSHION  
2 1/2" LESS PER ARM

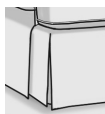


-0 ARMLESS

## STEP 5 CHOOSE YOUR BASE STYLE:



-9 9" SKIRT



-0 WATERFALL SKIRT



-6 UPHOLSTERED TO THE FLOOR BORDERLESS



-7 UPHOLSTERED TO THE FLOOR W/ BORDER



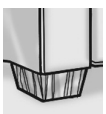
-1 ABILENE FOOT



-3 MONTANA FOOT



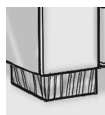
-8 CALIFORNIA FOOT



-2 DAKOTA FOOT



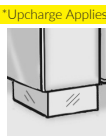
-5 VERMONT 5 1/2" FOOT



-4 NEVADA 7" FOOT



\*Upcharge Applies.  
 -10C CARBON METAL  
 -10A AGED BRASS METAL  
 -10N NICKEL METAL MAINE 5 1/2" FOOT



\*Upcharge Applies.  
 -11C CARBON METAL  
 -11A AGED BRASS METAL  
 -11N NICKEL METAL OREGON 7" FOOT

## STEP 6 CHOOSE YOUR CUSHION DETAILS:

All styles standard with welt on seat and back cushions.

WELTLESS SEAT AND BACK CUSHIONS. NO UPCHARGE.

EDGE STITCH SEAT AND BACK CUSHIONS. UPCHARGE APPLIES.

BASEBALL STITCH SEAT AND BACK CUSHIONS. UPCHARGE APPLIES.