



SLEEPERS
Section G

HELPFUL TIPS WHEN ORDERING



OUR PATENTED DESIGNED MECHANISM HAS A LIFETIME WARRANTY ON THE FRAME AND A 7 YEAR WARRANTY ON BOTH THE MATTRESS AND THE MECHANISM. WHEN DISASSEMBLED, EASILY FITS THROUGH DOORWAYS AS SMALL AS 27".




| STYLE NUMBER DESIGNATION | SLEEPER MATTRESS DIMENSIONS |
|--------------------------|-----------------------------|
| -58 TWIN MATTRESS | 39" WIDE X 80" LONG |
| -78 QUEEN MATTRESS | 60" WIDE X 80" LONG |
| -88 KING MATTRESS | 76" WIDE X 80" LONG |

TRADITIONAL SLEEPERS:

OUR TRADITIONAL SLEEPERS ARE DESIGNED WITH A TUBULAR MECHANISM WHICH SUPPORTS A PREMIUM QUILTED 5 1/2 " INNERSPRING SLEEPER MATTRESS.

AN OPTIONAL **MEMORY FLEX OR AIR MATTRESS** IS AVAILABLE FOR FULL AND QUEEN SIZE SLEEPERS.



| STYLE NUMBER DESIGNATION | SLEEPER MATTRESS DIMENSIONS |
|--------------------------|-----------------------------|
| -12 TWIN MATTRESS | 33" WIDE X 72" LONG |
| -13 FULL MATTRESS | 52" WIDE X 72" LONG |
| -05 QUEEN MATTRESS | 60" WIDE X 72" LONG |



3713-78 QUEEN LEE SLEEPER COLLECTION






L3713-78 QUEEN LEE SLEEPER COLLECTION

SHOWN IN FABRIC



3713 LEE SLEEPER COLLECTION FEATURES AN AWARD WINNING, PATENTED SLEEP SYSTEM WITH NO BARS, NO SPRINGS AND NO SAGGING.

STANDARD WITH FRENCH SEAM
STANDARD CUSHION – **naturalLEE**
CUSHIONS ARE NOT REVERSIBLE

| | UPHOLSTERY | LEATHER | COVERALLS | OVERALL | INSIDE | SEAT | ARM | BACK RAIL HEIGHT | DEPTH WHEN OPEN | MATTRESS WHEN OPEN |
|--|----------------|-----------------|------------|-------------|-------------|------|-----|------------------|-----------------|--------------------|
|  KING LEE SLEEPER COLLECTION | 3713-88 | L3713-88 | N/A | W86 D38 H34 | W78 D22 H19 | H18 | H25 | H34 | D84 | W76 D80 |
|  QUEEN LEE SLEEPER COLLECTION | 3713-78 | L3713-78 | N/A | W70 D38 H34 | W62 D22 H19 | H18 | H25 | H34 | D84 | W60 D80 |
|  TWIN LEE SLEEPER COLLECTION | 3713-58 | L3713-58 | N/A | W49 D38 H34 | W42 D22 H19 | H18 | H25 | H34 | D84 | W39 D80 |





3823-78 QUEEN LEE SLEEPER COLLECTION



L3823-78 QUEEN LEE SLEEPER COLLECTION

SHOWN IN FABRIC



3823 LEE SLEEPER COLLECTION FEATURES AN AWARD WINNING, PATENTED SLEEP SYSTEM WITH NO BARS, NO SPRINGS AND NO SAGGING.

STANDARD WITH TOPSTITCHING
STANDARD CUSHION – **naturalLEE**
CUSHIONS ARE NOT REVERSIBLE

| | UPHOLSTERY | LEATHER | COVERALLS | OVERALL | INSIDE | SEAT | ARM | BACK RAIL HEIGHT | DEPTH WHEN OPEN | MATTRESS WHEN OPEN |
|---|----------------|-----------------|------------|-------------|-------------|------|-----|------------------|-----------------|--------------------|
|  <p>KING LEE SLEEPER COLLECTION</p> | 3823-88 | L3823-88 | N/A | W85 D38 H35 | W79 D22 H20 | H19 | H25 | H35 | D84 | W76 D80 |
|  <p>QUEEN LEE SLEEPER COLLECTION</p> | 3823-78 | L3823-78 | N/A | W69 D38 H35 | W63 D22 H20 | H19 | H25 | H35 | D84 | W60 D80 |
|  <p>TWIN LEE SLEEPER COLLECTION</p> | 3823-58 | L3823-58 | N/A | W48 D38 H35 | W42 D22 H20 | H19 | H25 | H35 | D84 | W39 D80 |



1935-88 KING LEE SLEEPER COLLECTION





L1935-88 KING LEE SLEEPER COLLECTION


SHOWN IN FABRIC



1935 LEE SLEEPER COLLECTION FEATURES AN AWARD WINNING, PATENTED SLEEP SYSTEM WITH NO BARS, NO SPRINGS AND NO SAGGING.

STANDARD WITH SMALL NAIL HEAD STANDARD CUSHION – **naturalLEE** CUSHIONS ARE NOT REVERSIBLE

| | UPHOLSTERY | LEATHER | COVERALLS | OVERALL | INSIDE | SEAT | ARM | BACK RAIL HEIGHT | DEPTH WHEN OPEN | MATTRESS WHEN OPEN |
|--|----------------|-----------------|------------|-------------|-------------|------|-----|------------------|-----------------|--------------------|
|  KING LEE SLEEPER COLLECTION | 1935-88 | L1935-88 | N/A | W85 D38 H37 | W79 D22 H19 | H19 | H25 | H34 | D84 | W76 D80 |
|  QUEEN LEE SLEEPER COLLECTION | 1935-78 | L1935-78 | N/A | W69 D38 H37 | W63 D22 H19 | H19 | H25 | H34 | D84 | W60 D80 |
|  TWIN LEE SLEEPER COLLECTION | 1935-58 | L1935-58 | N/A | W48 D38 H37 | W42 D22 H19 | H19 | H25 | H34 | D84 | W39 D80 |






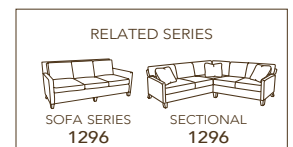

1296-78 QUEEN LEE SLEEPER COLLECTION

L1296-58 TWIN LEE SLEEPER COLLECTION
SHOWN IN FABRIC

1296 LEE SLEEPER COLLECTION FEATURES AN AWARD WINNING, PATENTED SLEEP SYSTEM WITH NO BARS, NO SPRINGS AND NO SAGGING.

STANDARD WITH TOPSTITCHING
STANDARD CUSHION – **naturalLEE**
CUSHIONS ARE NOT REVERSIBLE

| | UPHOLSTERY | LEATHER | COVERALLS | OVERALL | INSIDE | SEAT | ARM | BACK RAIL HEIGHT | DEPTH WHEN OPEN | MATTRESS WHEN OPEN |
|--|----------------|-----------------|------------|-------------|-------------|------|-----|------------------|-----------------|--------------------|
|  KING LEE SLEEPER COLLECTION | 1296-88 | L1296-88 | N/A | W85 D38 H37 | W79 D22 H19 | H19 | H25 | H34 | D84 | W76 D80 |
|  QUEEN LEE SLEEPER COLLECTION | 1296-78 | L1296-78 | N/A | W69 D38 H37 | W63 D22 H19 | H19 | H25 | H34 | D84 | W60 D80 |
|  TWIN LEE SLEEPER COLLECTION | 1296-58 | L1296-58 | N/A | W48 D38 H37 | W42 D22 H19 | H19 | H25 | H34 | D84 | W39 D80 |





7012-78 QUEEN LEE SLEEPER COLLECTION






L7012-78 QUEEN LEE SLEEPER COLLECTION

SHOWN IN FABRIC



7012 LEE SLEEPER COLLECTION FEATURES AN AWARD WINNING, PATENTED SLEEP SYSTEM WITH NO BARS, NO SPRINGS AND NO SAGGING.

STANDARD WITH TOPSTITCHING
STANDARD CUSHION – **naturalLEE**
CUSHIONS ARE NOT REVERSIBLE

| | UPHOLSTERY | LEATHER | COVERALLS | OVERALL | INSIDE | SEAT | ARM | BACK RAIL HEIGHT | DEPTH WHEN OPEN | MATTRESS WHEN OPEN |
|--|----------------|-----------------|------------|-------------|-------------|------|-----|------------------|-----------------|--------------------|
|  KING LEE SLEEPER COLLECTION | 7012-88 | L7012-88 | N/A | W93 D38 H37 | W79 D22 H19 | H19 | H25 | H34 | D84 | W76 D80 |
|  QUEEN LEE SLEEPER COLLECTION | 7012-78 | L7012-78 | N/A | W77 D38 H37 | W63 D22 H19 | H19 | H25 | H34 | D84 | W60 D80 |
|  TWIN LEE SLEEPER COLLECTION | 7012-58 | L7012-58 | N/A | W56 D38 H37 | W42 D22 H19 | H19 | H25 | H34 | D84 | W39 D80 |

ULTIMATE CONVERTIBLE SLEEPER SOFA

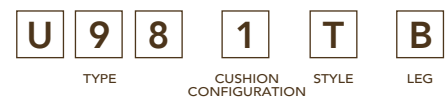
THE ULTIMATE CONVERTIBLE SLEEPER SOFA IS DESIGNED WITH REMOVABLE ARMS AND BACK FOR EASE OF MOVING IN NARROW AREAS AS WELL AS REDUCING THE OVERALL WEIGHT OF THE PIECE. NECESSARY BRACKETS ARE IN PLACE FOR REMOVAL/REPLACEMENT OF ARMS AND BACK.

CHOOSE THE TYPE, CUSHION CONFIGURATION, ARM STYLE, AND LEG TO CREATE A CUSTOM PIECE. REFER TO THE LEE ULTIMATE CONVERTIBLE SOFA FORM FOR COMPLETE INFORMATION.



STYLE "T" - TRACK ARM QUEEN SLEEPER

AS SHOWN



STANDARD WITH TOPSTITCHING
CUSHION OPTION NOT AVAILABLE
SEAT CUSHION - UPHOLSTERED FIVE-INCH INNERSPRING SEAT
STANDARD CUSHION - **naturalLEE**

| | UPHOLSTERY | LEATHER | COVERALLS | OVERALL | INSIDE | SEAT | ARM | BACK RAIL HEIGHT | STD THROWS |
|-----------------------------|------------|------------|------------|-------------|-------------|------|--------|---------------------|------------|
| SOFA | U98 | N/A | N/A | W89 D39 H34 | W80 D22 H17 | H17 | VARIES | H32 | NONE |
| SOFA SEAT SECTION | — | — | — | W80 D37 H17 | — | — | — | — | NONE |
| APARTMENT SOFA | U97 | N/A | N/A | W84 D36 H34 | W75 D19 H17 | H17 | VARIES | H32 | NONE |
| APARTMENT SOFA SEAT SECTION | — | — | — | W75 D34 H17 | — | — | — | — | NONE |

CHOOSE TYPE

U98 - UPHOLSTERED QUEEN SLEEPER - 89"

U97 - UPHOLSTERED FULL SLEEPER - 84"

CHOOSE CUSHION CONFIGURATION

1 - TWO BACKS; ONE SEAT

2 - THREE BACKS; ONE SEAT

CHOOSE STYLE

T - TRACK ARM H26

S - SHELTER ARM H32

K - KEYHOLE ARM H26



CHOOSE LEG

T - TAPERED

B - BLOCK







7092-98 CONVERTIBLE QUEEN SLEEPER



STANDARD WITH TOPSTITCHING
STANDARD WITH WAFFLE TUFTING ON SEAT CUSHION (NO BUTTONS)
CUSHION OPTION NOT AVAILABLE
SEAT CUSHION - UPHOLSTERED FIVE-INCH INNERSPRING MATTRESS
STANDARD CUSHION – **naturalLEE**

| | | UPHOLSTERY | LEATHER | COVERALLS | OVERALL | INSIDE | SEAT | ARM | BACK RAIL HEIGHT | DEPTH WHEN OPEN | STD THROWS |
|---|---------------|----------------|---------|-----------|-------------|-------------|------|-----|------------------|-----------------|------------|
|  | QUEEN SLEEPER | 7092-98 | N/A | N/A | W98 D41 H34 | W80 D23 H17 | H17 | H26 | H32 | D69 | NONE |
|  | FULL SLEEPER | 7092-97 | N/A | N/A | W93 D37 H34 | W75 D19 H17 | H17 | H26 | H32 | D62 | NONE |

THE 7092-98 CONVERTIBLE SLEEPER IS DESIGNED WITH REMOVABLE ARMS AND BACK FOR EASE OF MOVING IN NARROW AREAS AS WELL AS REDUCING OVERALL WEIGHT OF THE PIECE. NECESSARY BRACKETS ARE IN PLACE FOR REMOVAL/REPLACEMENT OF ARMS AND BACK.



ARM PANEL WITH BRACKETS



SOFA SECTION WITH BRACKETS



THE TRUNDLE MATTRESS CAN BE PULLED OUT TO BE USED AS AN OTTOMAN



THE TRUNDLE MATTRESS CAN BE RAISED TO CREATE A FAMILY SIZE CHAISE FOR MOVIE NIGHT



MATTRESSES CAN BE SHEETED INDIVIDUALLY TO CREATE TWO TWIN XL BUNK BEDS



THE TRUNDLE MATTRESS CAN BE RAISED TO CREATE A QUEEN SIZE BED



3827-98 CONVERTIBLE QUEEN SLEEPER

STANDARD WITH TOPSTITCHING
 CUSHION OPTION NOT AVAILABLE
 SEAT CUSHION - UPHOLSTERED FIVE-INCH INNERSPRING MATTRESS
 BACK CUSHION – naturalLEE

| | | UPHOLSTERY | LEATHER | COVERALLS | OVERALL | INSIDE | SEAT | ARM | BACK RAIL HEIGHT | DEPTH WHEN OPEN | STD THROWS |
|--|--------------------|----------------|---------|-----------|-------------|-------------|------|-----|------------------|-----------------|------------|
| | QUEEN SLEEPER | 3827-98 | N/A | N/A | w87 d40 h34 | w80 d23 h17 | H17 | H23 | H34 | D69 | NONE |
| | FULL SLEEPER | 3827-97 | N/A | N/A | w82 d37 h34 | w75 d20 h17 | H17 | H23 | H34 | D62 | NONE |
| | CONVERTIBLE CHAISE | 3827-96 | N/A | N/A | w45 d36 h34 | w38 d20 h17 | H17 | H23 | H34 | D61 | NONE |
| | STORAGE OTTOMAN | 3827-40 | N/A | N/A | w37 d28 h17 | w34 d25 h8 | — | — | — | — | — |





THE TRUNDLE MATTRESS CAN BE EXTENDED TO CREATE A FOOTREST



THE TRUNDLE MATTRESS CAN BE RAISED TO CREATE A CHAISE



THE TRUNDLE MATTRESS CAN BE RAISED AND COMBINED WITH THE 5382-40 STORAGE OTTOMAN TO CREATE AN XL TWIN SLEEPER



5382-40 STORAGE OTTOMAN
STANDARD WITH FACTORY SELECT DENIM INTERIOR LINING – OPTIONAL INTERIOR FABRIC SELECTION IS AVAILABLE



5382-96 CONVERTIBLE CHAISE

STANDARD WITH TOPSTITCHING
CUSHION OPTION NOT AVAILABLE
SEAT CUSHION - UPHOLSTERED FIVE-INCH INNERSPRING MATTRESS
BACK CUSHION – naturalLEE

| | | UPHOLSTERY | LEATHER | COVERALLS | OVERALL | INSIDE | SEAT | BACK RAIL ARM | DEPTH HEIGHT | WHEN OPEN | STD THROWS |
|--|--------------------|----------------|---------|-----------|-------------|-------------|------|------------------|-----------------|-----------|------------|
| | QUEEN SLEEPER | 5382-98 | N/A | N/A | W94 D39 H37 | W80 D22 H20 | H17 | H25 | H31 | D68 | (2) 20x20 |
| | FULL SLEEPER | 5382-97 | N/A | N/A | W89 D39 H37 | W75 D20 H20 | H17 | H25 | H31 | D60 | (2) 20x20 |
| | CONVERTIBLE CHAISE | 5382-96 | N/A | N/A | W49 D35 H37 | W37 D20 H20 | H17 | H25 | H31 | D60 | NONE |
| | STORAGE OTTOMAN | 5382-40 | N/A | N/A | W37 D28 H17 | W34 D25 H8 | — | — | — | — | — |



5952-77 TRUNDLE BED

OVERALL W83 D39 H28 INSIDE W75 D39 H10
 SEAT H18 ARM H28
 STANDARD WITH TOPSTITCHING
 STANDARD WITH BUTTON TUFTING ON SEAT CUSHION
 (2) 11x38 BOLSTERS

7952-77 TRUNDLE BED

OVERALL W83 D39 H28 INSIDE W75 D39 H10
 SEAT H18 ARM H28
 STANDARD WITH TOPSTITCHING
 STANDARD WITH WAFFLE TUFTING ON SEAT CUSHION (NO BUTTONS)
 (2) 11x38 BOLSTERS



7092-77 TRUNDLE BED

OVERALL W91 D39 H24 INSIDE W75 D39 H6
 SEAT H18 ARM H24
 STANDARD WITH TOPSTITCHING
 STANDARD WITH WAFFLE TUFTING ON SEAT CUSHION (NO BUTTONS)
 (2) 8x36 BOLSTERS





1074-05 QUEEN SLEEPER




C1074-05 QUEEN SLEEPER

SLEEPER MATTRESS IS A PREMIUM QUILTED 5-1/2" INNERSPRING SLEEPER UNIT


STANDARD CUSHION – naturalLEE

| | | UPHOLSTERY | LEATHER | COVERALLS | OVERALL | INSIDE | SEAT | ARM | BACK RAIL HEIGHT | STD THROWS (EXCLUDES LEATHER) |
|---|---------------|----------------|------------|-----------------|-------------|-------------|------|-----|------------------|-------------------------------|
|  | QUEEN SLEEPER | 1074-05 | N/A | C1074-05 | w84 d40 h37 | w70 d20 h20 | H19 | H22 | H33 | (2) 20x20 |
|  | FULL SLEEPER | 1074-13 | N/A | C1074-13 | w75 d40 h37 | w61 d20 h20 | H19 | H22 | H33 | (2) 20x20 |

RELATED SERIES



SOFA SERIES
1074



SECTIONAL
1074



3293-05 QUEEN SLEEPER



C3293-05 QUEEN SLEEPER

SLEEPER MATTRESS IS A PREMIUM QUILTED 5-1/2" INNERSPRING SLEEPER UNIT

STANDARD CUSHION – naturalLEE

| | | UPHOLSTERY | LEATHER | COVERALLS | OVERALL | INSIDE | SEAT | ARM | BACK RAIL HEIGHT | STD TROWS |
|--|---------------|----------------|---------|-----------------|-------------|-------------|------|-----|------------------|-----------|
| | QUEEN SLEEPER | 3293-05 | N/A | C3293-05 | W88 D37 H35 | W73 D22 H18 | H20 | H24 | H31 | (2) 20x20 |
| | FULL SLEEPER | 3293-13 | N/A | C3293-13 | W79 D37 H35 | W64 D22 H18 | H20 | H24 | H31 | (2) 20x20 |





3193-05 QUEEN SLEEPER



L3193-05 QUEEN SLEEPER



C3193-05 QUEEN SLEEPER

SLEEPER MATTRESS IS A PREMIUM QUILTED 5-1/2" INNERSPRING SLEEPER UNIT

STANDARD CUSHION – naturalLEE

| | | UPHOLSTERY | LEATHER | COVERALLS | OVERALL | INSIDE | SEAT | ARM | BACK RAIL HEIGHT | STD THROWS |
|--|---------------|----------------|-----------------|-----------------|-------------|-------------|------|-----|------------------|------------|
| | QUEEN SLEEPER | 3193-05 | L3193-05 | C3193-05 | w88 d37 h35 | w73 d22 h18 | H20 | H24 | H31 | (2) 20x20 |
| | FULL SLEEPER | 3193-13 | L3193-13 | C3193-13 | w79 d37 h35 | w64 d22 h18 | H20 | H24 | H31 | (2) 20x20 |





3794-05 QUEEN SLEEPER



C3794-05 QUEEN SLEEPER

SLEEPER MATTRESS IS A PREMIUM QUILTED 5-1/2" INNERSPRING SLEEPER UNIT

STANDARD CUSHION – naturalLEE

| | | UPHOLSTERY | LEATHER | COVERALLS | OVERALL | INSIDE | SEAT | ARM | BACK RAIL HEIGHT | STD TROWS |
|--|---------------|----------------|------------|-----------------|-------------|-------------|------|-----|------------------|-----------|
| | QUEEN SLEEPER | 3794-05 | N/A | C3794-05 | w85 d37 h35 | w70 d22 h18 | H19 | H24 | H31 | (2) 20x20 |
| | FULL SLEEPER | 3794-13 | N/A | C3794-13 | w76 d37 h35 | w61 d22 h18 | H19 | H24 | H31 | (2) 20x20 |





5632-05 QUEEN SLEEPER



C5632-05 QUEEN SLEEPER

SLEEPER MATTRESS IS A PREMIUM QUILTED 5-1/2" INNERSPRING SLEEPER UNIT

STANDARD CUSHION – naturalLEE

| | | UPHOLSTERY | LEATHER | COVERALLS | OVERALL | INSIDE | SEAT | ARM | BACK RAIL HEIGHT | STD THROWS |
|--|---------------------------|----------------|---------|-----------------|-------------|-------------|------|-----|------------------|------------|
| | QUEEN SLEEPER | 5632-05 | N/A | C5632-05 | W92 D38 H37 | W78 D22 H19 | H19 | H24 | H31 | (2) 20x20 |
| | TWO CUSHION QUEEN SLEEPER | 5632-35 | N/A | C5632-35 | W92 D38 H37 | W78 D22 H19 | H19 | H24 | H31 | (2) 20x20 |
| | FULL SLEEPER | 5632-13 | N/A | C5632-13 | W84 D38 H37 | W70 D22 H19 | H19 | H24 | H31 | (2) 20x20 |

RELATED SERIES

SOFA SERIES **5632** SECTIONAL **5632**



2375-05 QUEEN SLEEPER



C2375-05 QUEEN SLEEPER

SLEEPER MATTRESS IS A PREMIUM QUILTED 5-1/2" INNERSPRING SLEEPER UNIT

STANDARD CUSHION – naturalLEE

| | | UPHOLSTERY | LEATHER | COVERALLS | OVERALL | INSIDE | SEAT | ARM | BACK RAIL HEIGHT | STD TROWS |
|--|---------------|----------------|---------|-----------------|-------------|-------------|------|-----|------------------|-----------|
| | QUEEN SLEEPER | 2375-05 | N/A | C2375-05 | W89 D39 H37 | W72 D22 H18 | H18 | H24 | H30 | (2) 20x20 |
| | FULL SLEEPER | 2375-13 | N/A | C2375-13 | W80 D39 H37 | W63 D22 H18 | H18 | H24 | H30 | (2) 20x20 |
| | TWIN SLEEPER | 2375-12 | N/A | C2375-12 | W56 D39 H37 | W39 D22 H18 | H18 | H24 | H30 | (1) 20x20 |





2000-05 QUEEN SLEEPER

SLEEPER MATTRESS IS A PREMIUM QUILTED 5-1/2" INNERSPRING SLEEPER UNIT

STANDARD CUSHION – naturalLEE

| | | UPHOLSTERY | LEATHER | COVERALLS | OVERALL | INSIDE | SEAT | ARM | BACK RAIL HEIGHT | STD THROWS |
|--|---------------|------------|---------|-----------|-------------|-------------|------|-----|------------------|------------|
| | QUEEN SLEEPER | 2000-05 | N/A | N/A | w89 d37 h37 | w72 d21 h17 | H19 | H24 | H31 | (2) 20x20 |
| | FULL SLEEPER | 2000-13 | N/A | N/A | w80 d37 h37 | w63 d21 h17 | H19 | H24 | H31 | (2) 20x20 |

RELATED SERIES

SOFA SERIES
2000

SECTIONAL
2000



7117-05 QUEEN SLEEPER
 SHOWN WITH OPTIONAL KICK PLEAT SKIRT



L7117-05 QUEEN SLEEPER
 STANDARD WITH SEAMS

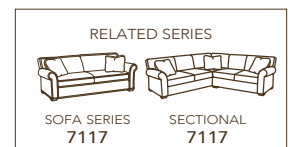


C7117-05 QUEEN SLEEPER

SLEEPER MATTRESS IS A PREMIUM QUILTED 5-1/2" INNERSPRING SLEEPER UNIT

STANDARD CUSHION – naturalLEE

| | UPHOLSTERY | LEATHER | COVERALLS | OVERALL | INSIDE | SEAT | ARM | BACK RAIL HEIGHT | STD THROWS | |
|---|---------------|----------------|-----------------|-----------------|-------------|-------------|-----|------------------|------------|-----------|
|  | QUEEN SLEEPER | 7117-05 | L7117-05 | C7117-05 | W93 D41 H38 | W74 D20 H20 | H20 | H26 | H31 | (2) 26x26 |
|  | FULL SLEEPER | 7117-13 | L7117-13 | C7117-13 | W80 D41 H38 | W60 D20 H20 | H20 | H26 | H31 | (2) 26x26 |
|  | TWIN SLEEPER | 7117-12 | L7117-12 | C7117-12 | W59 D41 H38 | W40 D20 H20 | H20 | H26 | H31 | (1) 26x26 |





7061-05 QUEEN SLEEPER



C7061-05 QUEEN SLEEPER

SLEEPER MATTRESS IS A PREMIUM QUILTED 5-1/2" INNERSPRING SLEEPER UNIT

STANDARD CUSHION – naturalLEE

| | | UPHOLSTERY | LEATHER | COVERALLS | OVERALL | INSIDE | SEAT | ARM | BACK RAIL HEIGHT | STD THROWS |
|--|---------------|----------------|---------|-----------------|-------------|-------------|------|-----|------------------|------------|
| | QUEEN SLEEPER | 7061-05 | N/A | C7061-05 | W89 D41 H38 | W69 D21 H20 | H18 | H25 | H31 | (2) 23x23 |
| | FULL SLEEPER | 7061-13 | N/A | C7061-13 | W81 D41 H38 | W60 D21 H20 | H18 | H25 | H31 | (2) 23x23 |





1601-05 QUEEN SLEEPER



C1601-05 QUEEN SLEEPER

SLEEPER MATTRESS IS A PREMIUM QUILTED 5-1/2" INNERSPRING SLEEPER UNIT

STANDARD WITH TOPSTITCHING
STANDARD CUSHION – naturalLEE

| | | UPHOLSTERY | LEATHER | COVERALLS | OVERALL | INSIDE | SEAT | ARM | BACK RAIL HEIGHT | STD TROWS |
|--|---------------|----------------|------------|-----------------|-------------|-------------|------|-----|------------------|-----------|
| | QUEEN SLEEPER | 1601-05 | N/A | C1601-05 | W80 D37 H35 | W71 D21 H17 | H19 | H23 | H31 | (2) 20x20 |
| | FULL SLEEPER | 1601-13 | N/A | C1601-13 | W72 D37 H35 | W63 D21 H17 | H19 | H23 | H31 | (2) 20x20 |





5296-05 QUEEN SLEEPER





C5296-05 QUEEN SLEEPER
SHOWN WITH OPTIONAL TOPSTITCHING

SLEEPER MATTRESS IS A PREMIUM QUILTED 5-1/2" INNERSPRING SLEEPER UNIT

STANDARD CUSHION – naturalLEE

| | | UPHOLSTERY | LEATHER | COVERALLS | OVERALL | INSIDE | SEAT | ARM | BACK RAIL HEIGHT | STD THROWS |
|---|---------------|----------------|---------|-----------------|-------------|-------------|------|-----|------------------|------------|
|  | QUEEN SLEEPER | 5296-05 | N/A | C5296-05 | w83 d39 h38 | w73 d20 h18 | H19 | H24 | H30 | (2) 20x20 |
|  | FULL SLEEPER | 5296-13 | N/A | C5296-13 | w74 d39 h38 | w64 d20 h18 | H19 | H24 | H30 | (2) 20x20 |
|  | TWIN SLEEPER | 5296-12 | N/A | C5296-12 | w49 d39 h38 | w39 d20 h18 | H19 | H24 | H30 | (1) 20x20 |

RELATED SERIES

SOFA SERIES
5296

SECTIONAL
5296



5732-05 QUEEN SLEEPER




C5732-05 QUEEN SLEEPER

SLEEPER MATTRESS IS A PREMIUM QUILTED 5-1/2" INNERSPRING SLEEPER UNIT


STANDARD CUSHION – naturalLEE

| | | UPHOLSTERY | LEATHER | COVERALLS | OVERALL | INSIDE | SEAT | ARM | BACK RAIL HEIGHT | STD THROWS |
|---|---------------------------|----------------|---------|-----------------|-------------|-------------|------|-----|------------------|------------|
|  | QUEEN SLEEPER | 5732-05 | N/A | C5732-05 | W86 D38 H37 | W78 D22 H19 | H19 | H24 | H31 | (2) 20x20 |
|  | TWO CUSHION QUEEN SLEEPER | 5732-35 | N/A | C5732-35 | W86 D38 H37 | W78 D22 H19 | H19 | H24 | H31 | (2) 20x20 |
|  | FULL SLEEPER | 5732-13 | N/A | C5732-13 | W78 D38 H37 | W70 D22 H19 | H19 | H24 | H31 | (2) 20x20 |

RELATED SERIES



SOFA SERIES
5732



SECTIONAL
5732



5285-05 QUEEN SLEEPER






L5285-05 QUEEN SLEEPER
STANDARD WITH SEAMS




C5285-05 QUEEN SLEEPER

SLEEPER MATTRESS IS A PREMIUM QUILTED 5-1/2" INNERSPRING SLEEPER UNIT

STANDARD CUSHION – naturalLEE

| | | UPHOLSTERY | LEATHER | COVERALLS | OVERALL | INSIDE | SEAT | ARM | BACK RAIL HEIGHT | STD THROWS |
|---|---------------|----------------|-----------------|-----------------|-------------|-------------|------|-----|------------------|------------|
|  | QUEEN SLEEPER | 5285-05 | L5285-05 | C5285-05 | w85 d40 h38 | w72 d22 h20 | H20 | H26 | H31 | (2) 20x20 |
|  | FULL SLEEPER | 5285-13 | L5285-13 | C5285-13 | w73 d40 h38 | w60 d22 h20 | H20 | H26 | H31 | (2) 20x20 |
|  | TWIN SLEEPER | 5285-12 | L5285-12 | C5285-12 | w53 d40 h38 | w40 d22 h20 | H20 | H26 | H31 | (1) 20x20 |

RELATED SERIES



SOFA SERIES
5285



SECTIONAL
5285



3907-05 QUEEN SLEEPER



L3907-05 QUEEN SLEEPER
STANDARD WITH SEAMS



C3907-05 QUEEN SLEEPER

STANDARD WITH TOPSTITCHING
STANDARD WITH DOWN BACKS
STANDARD CUSHION – **naturalLEE**

SLEEPER MATTRESS IS A PREMIUM QUILTED 5-1/2" INNERSPRING SLEEPER UNIT

| | | UPHOLSTERY | LEATHER | COVERALLS | OVERALL | INSIDE | SEAT | ARM | BACK RAIL HEIGHT | STD THROWS |
|---|---------------|----------------|-----------------|-----------------|-------------|-------------|------|-----|------------------|------------|
|  | QUEEN SLEEPER | 3907-05 | L3907-05 | C3907-05 | W84 D38 H35 | W76 D21 H18 | H18 | H23 | H35 | NONE |
|  | FULL SLEEPER | 3907-13 | L3907-13 | C3907-13 | W75 D38 H35 | W67 D21 H18 | H18 | H23 | H35 | NONE |







3807-05 QUEEN SLEEPER

STANDARD WITH TOPSTITCHING
 STANDARD WITH DOWN BACKS
 STANDARD CUSHION – **naturalLEE**

SLEEPER MATTRESS IS A PREMIUM QUILTED 5-1/2" INNERSPRING SLEEPER UNIT

| | UPHOLSTERY | LEATHER | COVERALLS | OVERALL | INSIDE | SEAT | ARM | BACK RAIL HEIGHT | STD THROWS | |
|---|---------------|----------------|------------|------------|-------------|-------------|-----|------------------|------------|------|
|  | QUEEN SLEEPER | 3807-05 | N/A | N/A | W84 D38 H35 | W76 D21 H18 | H18 | H23 | H35 | NONE |
|  | FULL SLEEPER | 3807-13 | N/A | N/A | W75 D38 H35 | W67 D21 H18 | H18 | H23 | H35 | NONE |





3232-05 QUEEN SLEEPER



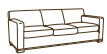
L3232-05 QUEEN SLEEPER

SLEEPER MATTRESS IS A PREMIUM QUILTED 5-1/2" INNERSPRING SLEEPER UNIT

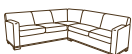
STANDARD WITH TOPSTITCHING
STANDARD CUSHION – **naturalLEE**

| | | UPHOLSTERY | LEATHER | COVERALLS | OVERALL | INSIDE | SEAT | ARM | BACK RAIL HEIGHT | STD TROWS |
|--|---------------|----------------|-----------------|------------|-------------|-------------|------|-----|------------------|-----------|
|  | QUEEN SLEEPER | 3232-05 | L3232-05 | N/A | w88 d36 h32 | w75 d23 h15 | H18 | H24 | H32 | NONE |
|  | FULL SLEEPER | 3232-13 | L3232-13 | N/A | w76 d36 h32 | w63 d23 h15 | H18 | H24 | H32 | NONE |

RELATED SERIES



SOFA SERIES
3232



SECTIONAL
3232



5710-05 QUEEN SLEEPER




C5710-05 QUEEN SLEEPER

SLEEPER MATTRESS IS A PREMIUM QUILTED 5-1/2" INNERSPRING SLEEPER UNIT


STANDARD WITH TOPSTITCHING
STANDARD CUSHION – naturalLEE

| | | UPHOLSTERY | LEATHER | COVERALLS | OVERALL | INSIDE | SEAT | ARM | BACK RAIL HEIGHT | STD THROWS |
|---|---------------|----------------|------------|-----------------|-------------|-------------|------|-----|------------------|------------|
|  | QUEEN SLEEPER | 5710-05 | N/A | C5710-05 | W91 D38 H36 | W78 D21 H18 | H19 | H24 | H31 | NONE |
|  | FULL SLEEPER | 5710-13 | N/A | C5710-13 | W83 D38 H36 | W70 D21 H18 | H19 | H24 | H31 | NONE |

RELATED SERIES



SOFA SERIES
5710



SECTIONAL
5710



5720-05 QUEEN SLEEPER




C5720-05 QUEEN SLEEPER

SLEEPER MATTRESS IS A PREMIUM QUILTED 5-1/2" INNERSPRING SLEEPER UNIT

STANDARD WITH TOPSTITCHING
STANDARD CUSHION – naturalLEE

| | | UPHOLSTERY | LEATHER | COVERALLS | OVERALL | INSIDE | SEAT | ARM | BACK RAIL HEIGHT | STD THROWS |
|---|---------------|----------------|------------|-----------------|-------------|-------------|------|-----|------------------|------------|
|  | QUEEN SLEEPER | 5720-05 | N/A | C5720-05 | w86 d38 h36 | w78 d21 h18 | H19 | H23 | H31 | NONE |
|  | FULL SLEEPER | 5720-13 | N/A | C5720-13 | w78 d38 h36 | w70 d21 h18 | H19 | H23 | H31 | NONE |

RELATED SERIES



SOFA SERIES **5720** SECTIONAL **5720**